



**On Line
...Specials!**
check our website frequently!

Did You Know?

*We have an agreement with the US Post Office.
They pickup at our dock daily! You save money on packages
weighing less than one pound since UPS has
a minimum one pound freight charge.*

Prices Subject to Change

*Sometimes freight, raw materials, or a vendor will change prices before a new
catalog can be printed! Therefore, if in doubt on pricing, check our on-line catalogs.
Our on-line catalogs are up-to-date with the most current pricing.*

**Jim
Carter**



Truck Parts

E-mail: info@oldchevytrucks.com

**...to place an order call
...or Shop on-line!**

**1-800-882-1913
oldchevytrucks.com**



GENERAL INFORMATION

Placing Your Order

Merchandise can be ordered by...

Phone, Mail, 24hr. Fax, ...or by visiting our Website!

Showroom Hours: 9AM till 5PM central standard time.

Closed Weekends

Phone: 1-800-842-1913 or 1-816-833-1913

24hr. Fax: 1-800-262-3749 or 1-816-252-3749

Mail Order Forms ...are located in the back of this catalog.

Web: oldchevytrucks.com

Toll-free Fax numbers

outside the U.S. and Canada:

United Kingdom 0-800-89-5813

Germany 0130-815630

New Zealand 0-800-449196

Australia 1-800-123-510

Freight and Handling Policy!



FedEx



We are well aware of your concern about freight and handling charges.

You can be assured that we don't make a profit on freight and packing materials.

Our 10% or less markup on postage covers all packing materials, and transporting from our suppliers. (\$3.00 minimum order)

Our history will verify that shipping and handling fees are fair and as low as possible.

Your invoice will give you the amount of your order including all shipping charges.

If... you don't send enough money on freight, we will mail you a note requesting an additional payment. Please pay this quickly, as we reserve the right to hold future shipments if this is not paid. Overpayments on freight will usually be credited in our computer for your next order, - unless you request otherwise.

Our computerized scales tell us the least expensive way to ship with **Fedex and US mail!**

Our high-volume, lower-freight discounts save you \$\$ with each order!

Because we are in the heart of America, we don't charge across the country high freight.

How Shipped...

Majority of items are sent **United Parcel Service or FedEx**.
with each parcel insured up to \$100 at no extra cost.

US Postal Service is used for most lighter weight boxes...

Truck Line for heavier or oversized items.

Overseas...

Overseas orders are usually sent by less expensive US mail or a specialized air freight company that will be competitively priced.

If you receive a damaged package by mail please contact us as soon as possible.

Service By Air Freight...

Need parts fast? We ship by air mail! For an extra fee, we offer next day and second day. Residential deliveries are made on Saturday at no extra charge!

Truck Line Orders...

All large items that must be shipped truck line **must be prepaid**.

In addition, a crating or boxing charge may be added to your order if items are very heavy and require special handling.

Remember, shipping to a commercial address rather than your home **always lowers** your freight charges!

Inspect **all** incoming packages for damage.

If damages are observed make sure the driver notes and signs the receipt as being damaged.

This  icon is shown beside **all larger items** found in this catalog.

Questions? E-mail us at: info@oldchevytrucks.com



GENERAL INFORMATION



Back Orders

At times we are temporarily out of a part you requested. It will be put on backorder and shipped as soon as it arrives. We will notify you in 30 days (if we do not receive your merchandise) that your backorder is being cancelled. Any held money will be returned. Please notify our sales dept., or write a note on your MAIL ORDER FORM that you do not want unavailable items backordered.

Cores and Core Charges

A core is your **old part** that we must have in exchange when you buy certain rebuilt parts. The core must be rebuildable and must be the same as the part that was purchased. Core fees are charged plus the cost of the part.

Example: RESP230 \$300 plus core SPC233 \$100 = \$400. The \$100 core charge will be refunded when we receive your core (only if it is rebuildable). If a core is not rebuildable, you will be notified and we will return it if you so desire. Your core may be required for rebuilding. Cores must be **shipped prepaid** to us.

Special Order Items

Some unusual hard to find items are not stocked. We will try to locate them when we receive your order. These special order parts are non-returnable unless sent incorrectly.



Payment

We accept checks, money orders, or you can use your Visa, MasterCard, or Discover Card. NO C.O.D.'s. Foreign residents please pay in U.S. funds.

Damaged Merchandise

- **Federal Express** Contact our customer service!
- **UPS or FedEx** Contact your local office. Damaged items must be left in original container for UPS or FedEx to inspect. They will contact us after inspection.
- **U.S. Post Office** - We insure your shipment only if you provide us with extra funds. If items are received damaged and you requested insurance, take entire container to your local post office, they will make a claim.
- **Truck Lines** - **Do not sign delivery receipt if product is damaged without the driver noting**, or damaged items **will not** be covered. Contact their office at once. They will have a representative contact you!

Returning Items

- We will accept returned unused merchandise within 30 days of our invoice date.
- Unused items over 30 days of purchase will be given a store credit toward future purchases.
- No items without "a Return Authorization number" on the outside of returned package.
- Return shipping by **C.O.D. not accepted**.
- **If we...** filled the order incorrectly we will also reimburse you for freight.

If you ordered wrong or no longer want the item, you may return it within the 30 days and you are responsible for return freight cost. You are subject to a 20% restocking fee after 30 days. (Minimum \$5)

Important!:

NO returns without your invoice!

NO return of special order items!

NO cash returns after 30 days!

PRICES ARE SUBJECT TO CHANGE WITHOUT NOTICE.



POINTS OF INTERESTS

A Few Points of Interest on 1967-1972 GM Trucks

- Wing vent handles on the 1967 are carryover from the 1960-66. Therefore, the vent glass on the 1967 is correct only for this one year of the model series. It was not until 1968 that GM introduces the glass with a hole to hold the wing vent hardware.
- In 1967, GM offered both the small window and large rear window cab. However, between 1968 and 1972 the small window cab was only available on the C-60 or 2 ton truck.
- The “Longhorn” 133” wheelbase pickup was available during 1968-72 and came in both 3/4 and 1 ton models. All had leaf-type rear suspension. Chevrolets are given a chrome die cast “Longhorn” emblem near the bedside marker light. GMC’s display a “Custom Camper” chrome emblem on each door. To save production costs, GM used the chassis from their current 1 ton stepside pickup. Its 133” wheelbase made it a natural for this longer fleetside bed. Prior to the Longhorn, GM had not placed a fleetside on their 133” wheel base pickup chassis.
- The panel truck with double rear doors had been a part of Chevrolet and GMC’s lineup since the early 1920’s. It experienced its final year during 1970, never to reappear again on a truck chassis. The increased popularity of vans is said to be the main reason for the decline in it’s sales. Today, seeing a 1967-70 panel truck is a rare occurrence!
- The wood bottom stepbed pickup (a standard since the 1920’s) continued to be available between 1967-72. The customer could still order stepbeds in 1/2, 3/4, and 1 ton sizes with wheelbases of 116”, 127”, and 133” inches. In keeping with tradition, wood bed bottoms were still available on all fleetsides during 1967-72, however, they had now become an option over the standard metal corrugated style. The wood floors and bed strips were painted body color - never varnished or given a related clear coat.
- The stepbed body style was sold as the base price pickup. This kept GM competitive on their low price end and was often chosen by government agencies that were required to take the lowest price bid.. The deluxe side trim did not relate well to a stepbed with its rear fender. Therefore, horizontal side trim was not offered on this body style truck.
- Rear air conditioning on the suburban body made its first appearance in 1972. This was a recirculator unit with its own independent three speed fan control and evaporator.
- With the introduction of front disc brakes on 1971 light trucks, a small reflective decal was placed on the left corner of the tailgate, advertising this new advancement. On 1/2 tons, these new brakes changed the wheel bolt pattern from 6 to 5 holes. GM then began using pre-existing 15” wheels from larger cars, such as Pontiac and Oldsmobile.
- The top of the line Chevrolet pickups in 1967-70 were referred to as the CST (Custom Sport Truck). This changed in 1971. The new term Cheyenne now related to their most luxurious vinyl interior and best wood grain exterior trim package. By 1972, an even more deluxe interior option was offered and designated the Cheyenne Super. It included a cloth pleated houndstooth pattern nylon seat cover with supple vinyl edging. A small red and chrome “Super” emblem is attached to the fenders under the Cheyenne nameplate and on the glove box door.
- The 1972 year was the first for attaching the inside rear view mirror directly to the windshield.
- The rally wheels so often seen on restored 1971-72 1/2 tons are actually from the 1973 and newer pickups. Full wheel covers were the extra on the deluxe trucks.

POINTS OF INTERESTS



- With few exceptions during 1967-72, Chevrolet 1/2 and 3/4 tons used rear coil springs. Except for the Suburban, most all GMC's had rear leaf springs. These leaf springs were an option on Chevrolets.
- The factory installed AM – FM radio was first available in trucks in 1970, not 1967. It used a single under dash speaker. This was not a stereo unit.
- During 1962-72, the deluxe fleetside trim was bright anodized aluminum, rather than stainless steel in 1961 and older. This newer trim had been adopted throughout the automotive industry and saved in production costs.
- General Motors, as most other manufacturers, were caught off guard when federal regulations began requiring side marker exterior lights. The 1967 truck (the first of the six years series) was already in the market place. GM's only option was to stamp marker light rectangular holes in the vehicle sides to hold these new lights. Thus, the 1967 is the only truck of these series to not have these lights. It was not until the new 1973 body that designers added marker lights which would flow with the bodylines.
- The 1967-68 cabs continue to have a park brake handle secured at the left under the dash. This system and handle had been used since 1955. Beginning with 1969 the park brake was activated by a foot pedal at the left side in the floor. This "new" position is almost the exact foot pedal location as used on light GM trucks between 1948-55 1st series. History repeats itself!
- During 1972, a unique Chevrolet promotional pickup was introduced for a limited time in 1/2, 3/4, and 1 ton models. This truck was designated the "Highlander". It did not have side emblems or related nameplates that would cause people to remember this special model. GM only listed the word Highlander on the glove box door inside ID sheet. For more information on this rare truck, check our web site under General Articles – "the Forgotten 1972 Highlander" or view the last page of the WINDOW ITEMS section on this catalog.
- Doors on the 1967-72 body style interchange, however, the 1972 units are different. Where the wing vent vertical post meets the lower window opening, the 1972 only has a 1/4" dimple! This is an improvement! Here, a horizontal metal screw helps better hold the two door halves together when exposed to rough use. Holes on the inside upholstery surface are also different because of the change in door panels.
- The GMC equivalent to the 1971-72 Chevrolet Cheyenne is the Sierra. The 1972 GMC top of the line is the Sierra Grande and is identical in most areas to the Chevrolet Cheyenne Super.



TABLE OF CONTENTS

•Introduction	1
•General Information	2-3
•Point Of Interest	4-5
•Table Of Contents	6-9

A

•Accelerator Pedals	35
•Accelerator Pedal Ball Studs	36
•Accelerator Pedal Spring and Pin	36
•Accessory Listings	54
•Adhesive, Rubber Seal	28
•Advertising Sales & Service Sign	88
•Air Conditioning Components 77-83	
•Air Conditioning Systems	77
•Air Filter, Chrome	42
•Air Vent Seals	20, 78
•Alternator	42, 67
•Alternator Mounting Brackets	67
•Ammeter Gauge	110
•Antenna, Radio	98
•Arm rests	130
•Ash Tray, and Bumpers	20, 88

B

•Back-Up Light Assembly	51
•Back-Up Light Components	51, 52
•Ball Joints	70, 71
•Baseball Caps	91
•Battery Hold Down Clamp	40, 41
•Battery Tray and Assemblies	40, 41
•Bed Assembly Pamphlet	55
•Bed Bolts- To Strips	11, 12
•Bed Bolts -To Frame	11
•Bed Cross Sills	15, 16
•Bed Floor Conversions	13
•Bed Floors, Wood	12, 13
•Bed Floors, Metal	13, 107
•Bed Mats	14
•Bed Mounting Pads	11
•Bed Panel-Front	101
•Bed Roll Custom Lights	105
•Bed Side Hole Caps	105
•Bed Sides ,Short Fleetside	105
•Bed Sides, Stepside	104
•Bed Side Patch Panels	105
•Bed Strips	14, 15
•Blazer Rubber Seals	21
•Blue Dots for Light Lens	88

•Brake Adjustment Hole Plugs	59
•Brake Drums-Front or Rear	60
•Brake Hoses-Front and Rear	59
•Brake Hoses Securing Clips	59
•Brake Cables	60
•Brake Pads	59
•Brake Shoes	59
•Bumper Bolts and Nuts	37
•Bumper Brace Rock Guard Plates	94
•Bumper Braces - Front & Rear	93
•Bumper Guards	93
•Bumpers - Front and Rear	93

C

•Cab Corners	100
•Cab Door Post Air Vent Grill	20
•Cab Floor Supports	101
•Cab Fastener Bolt Kits	20
•Cab Mount Kits	18
•Cab Windlace	19
•Cab Windlace, Suburban & Blazer	19, 21-22
•Carburetors	75
•Carburetor Repair Kits	75
•Carburetor Gas Filters and Elements	75
•Cargo Light Assembly & Components	34, 52
•Carpeting	129
•Carrier Bearing and Race	66
•Choke Hole Blank-Out Plate, In Dash	88
•Cigarette Lighter Assembly	47
•Clutch Arm Boot	63
•Clutch Disc-Rebuilt and New	62
•Clutch Kits-New	62
•Clutch Pilot Shaft Bushing	63
•Clutch Pressure Plates - New & Rebuilt	62
•Clutch Release Bearing	62
•Clutch Release Fork Ball Spring Clip	63
•Clutch Release Fork Ball	63
•Clutch Release Fork	62
•Clutch Rod Boot	63
•Coffee Mug	88
•Coil Spring Cup	73
•Coil Springs, Original	73
•Coil Springs, Lowered	43
•Console Assembly and Bumpers	19-20
•Control Arm Shaft Kit	70
•Covers, All Weather	89
•Crank Shaft Pulley Sleeves	83

D

•Dash Pads	128
•Dash Pad Push-On Cover	128
•Dash Light	53
•Decal Only"Advertising Sales & Service Signs	23
•Decal, 4x4 Glovebox Door or Dash	24
•Decal, Disc Brake	24
•Decal, Door Lubrication	88
•Decal, GM Mark of Excellence	23
•Decal, Hub Caps	23
•Decal, Starting Instruction	23
•Decals, Miniature Service Sign	23, 88
•Decals, Sales and Service Sign	23, 88
•Decal, Tailgate	24
•Decals, Wood Grain Tailgate Insert	24
•Decals, Lower Side Trim	24
•Defroster and Air Conditioning Duct Tubing	79
•Defroster Vent Outlets	79
•Differential Housing Cover Gaskets	66
•Differential Inspection Plate Bolt Washers	66
•Differential Positraction Clutch Pack	66
•Dimmer Switch and Connector	31
•Disc Brake Calipers with Pads	61
•Disc Brake Conversion Kit	44
•Disc Brake Kit (W/O Master Cylinder)	44
•Disc Brake Pads	59
•Disc Brake Rotor	61
•Distributor - Rebuilt	67
•Distributor Cap	67
•Distributor Condenser	68
•Distributor Point Set	68
•Distributor Rotor	68
•Distributor Vacuum Advance	67
•Distributor, Mallory	42
•Dome Light Lens and Assembly	52
•Doors	107
•Door Bottom, Inner	100
•Door Bumpers	28
•Door Edge Guards	28, 119
•Door Handle & Lock Button Gaskets	27
•Door Handle Chrome - Inside/Outside	27
•Door Handle Remotes	27
•Door Hinge Pin	28

TABLE OF CONTENTS



•Door Hinge Repair Kit	28	•Fusebox to Firewall Gasket	32		
•Door Hinges	28				
•Door Latch Assemblies	28				
•Door Lock Assemblies	27	G		•Heater Control Valves	78
•Door Lock Knob Buttons	27, 47			•Heater Cores	78
•Door Panels	125-128	•Gas Caps	76	•Heater Hoses	78
•Door Skins, Exterior	100	•Gas Filler Neck Grommets	19	•Heater/Air Conditioning Blower	
•Door Striker Plates	28	•Gas Gauge	76, 110	Motor Resister Repair Kit	82
•Drive Shaft Carrier Bearing with		•Gas Tanks, New	75	•Heater/Air Conditioning Blower	
Brackets	67	•Gas Tank Conversion	76	Motor Resisters	82
•Drum To Disc Complete Kit	42	•Gas Tank Covers	130	•Heater/Air Conditioning Control	
•Drum to Disc Conversion Kits	43	•Gas Tank Drop Carpet	130	Levers	78
•Drum To Drum Power Booster	42	•Gas Tank Float	76	•Heater/Air Conditioning Electric	
•Dual Exhaust Headers	41	•Gas Tank Installing Pads	76	Blower Motor Relays	82
E		•Gas Tank Sending Unit Rubber		•Heater/Air Conditioning Fan	
•Emblems, Front Fender	116, 117	Seal	76	Switches	32
•Emblems, Glovebox Door	17, 115	•Gas Tank Sending Units	76	•Heater/Air Conditioning Lever	
•Emblems, Outside Door	115	•Gas Tank Straps - Under Body		Knobs	46
•Emblems, Rear Quarter Panel	115	Type	75	•Heater/Air Conditioning or	
•Emblems, Suburban Door/Tailgate	115	•Gauge Cluster Assembly	108	Heater Only Control Dash	
•Engine Crankshaft Main Bearing		•Gauge Cluster Housing		Assemblies	77
Inserts	69	Gasket	109	•Hood Brace Sponge Seals	40
•Exhaust Headers, V-8 & 6 cylinder	42	•Gauge Cluster Housings or		•Hood Bumper Set	40
•Exhaust Manifolds	69	Bezels	109	•Hood Die Cast Chrome Letters &	
•Exhaust Manifold Stud	69	•Gauge Cluster Plastic Lens	109	Bowties	39, 115
		•Glass Setting Tape	135	•Hood Front Edge Trim Molding	
		•Glovebox Cardboard	17	39, 118	
		•Glovebox Related Parts	17	•Hood Hinge Bolt Kit	39
		•Grease Fittings	73	•Hood Hinges & Spring	39
		•Grille Bezels	37-38	•Hoods	100
F		•Grille to Bezel Clip Nuts	38	•Hood to Body seal	39
•Factory Assembly Manual	55	•Grille Trim	37	•Horn Caps	18
•Fan Belts	83	•Grille Trim Clips	37	•Horn Relay	32
•Fender Dust Shield Kit, inner	40	•Grille, Billet Style	38	•Hubs 4x4	70
•Fender Bolts, Rear	16	•Grille, Chevrolet and GMC	37		
•Fender - Front	106	•Grille, Custom Non-General		I	
•Fender Panel, Lower Right Front	106	Motors	38	•Idler Arm	71
•Fender Protectors Liners	106			•Ignition Dash Bezels & Spacers	31, 46
•Fender Welt - Rear	40	H		•Ignition Coil	32
•Fender, Front - Inner Cage Nut	106	•Harmonic Balancer	69	•Ignition Coil, High Performance	43
•Fender, Front - Inner	106	•Headlight Bezels or Doors	48	•Ignition Cylinder with Key	31
•Fender, Front Half	107	•Headlight Knob	46	•Ignition Switch Housing	31
•Fender, Lower Rear Half of Front	107	•Headlight Parts	48	•Ignition Switch Indicator Plate	31
•Fender, Lower Rear	107	•Headlight Switches	31		
•Fender, Rear Stepside	106	•Headliners	128	•Instrument Cluster - Inner Metal	
•Firewall Covers, inner	19	•Headliner Chrome Trim Strips	129	Case	110
•Floor Insulator	35	•Heat Riser Spring	69	•Intake Manifold, Six Cylinder	
•Floor Mats	35	•Heater and Air Conditioning to		Four barrel	41
•Floor Pans, Complete	100	Firewall Gasket & Seal Kits	78		
•Floor Mat Felt Pads	35	•Heater Blower Cage Fan	82	K	
•Floorboard Sections	101	•Heater Blower Motors	82	•Kick Panels	130
•Flywheel Ring Gear	63	•Heater Blower Switch Resistor		•Kick Panel Speakers	98
•Front Bed Panels	101	Board	32	•Knobs, Brake Release	47
•Fuel Pumps	74	•Heater Cables	78	•Knobs, Fresh Air	47
		•Heater Control Dash Assembly	77	•Knobs, Gear Shift	46



TABLE OF CONTENTS

•Knobs, Headlight	46	•Paint, Stainless Exhaust Manifold	96	•Rocker Panels Inner and Outer	100
•Knobs, Turn Signal Lever	46	•Paint, Transmission	96	•Roll Pan, Front or Rear	104
•Knobs, Wiper	46	•Park Brake Cable Connectors	60	•Roll Pan License Lights	104
L		•Park Brake Cable Firewall Grommet	40, 61	•Roof Marker Light Lens and Gasket	49-50
•License Light Assembly Bracket	51	•Park Brake Cables	60	•Running Board Steps, 1/2 Ton	107
•License Light Assembly	51	•Parklight Assemblies	48	S	
•License Plate	89	•Parklight Lenses & Gaskets	49	•Sales Brochures	54
•License Plate Light & Wiring, Roll Pan	104	•Pedal Pad Stainless Steel Bezels	35	•Scratch Pads	90
•License Plate Reflector Fasteners	89	•Pedal Pads	35	•Seat Belts	132
•License Tag Attaching Plate, Rear	89	•Pinion Bearings and Races	66	•Seat Belt Buckle Cover	132
•Lifters - Hydraulic	68	•Pitman Arms	71	•Seat Belt Retractors	132
•Liftgate - Blazer	21	•Power Brake Assembly	43	•Seat Covers	124
•Light Bulbs	53	•Power Manual	55	•Seat Foam	124
•Literature	54-56	•Power Steering Pump Pulley	72	•Shift Indicator Dial Lens and housing	18, 47
•Locks	17, 27	•Power Steering Pump	72	•Shift Lever Bushings	63
•Lug Nut Cover, Chrome Acorn	84	•Power Steering Reservoir Cap	72	•Shift Lever Pin	63
•Lug Nuts	84	•Printed Circuit Dash Cluster Wiring	109	•Shift Knob	46
M		•POR-15 Products	95	•Shift Pointer	18, 47
•Master Cylinder	58	•Proportioning Valve	58	•Shock Absorber Stud Kit	73
•Master Cylinder Cap Rubber Seal	58	•PVC Valve Cover Grommet	68	•Shock Absorbers	73
•Master Cylinder Power Booster Check Valve	58	Q		•Shock Brackets - Rear	73
•Mirror Components	86-87	•Quarter Panel, Front Bed Section	105	•Shop Manuals	54
•Mirror, Inside	87	•Quarter Panel, Rear Bed Section	105	•Sheet Metal	100-107
•Mirror, Outside	86	•Quarter Panel, Wheelwell Section	105	•Side Marker Light Assemblies	49
•Mirror, Peep Type	86	R		•Side Marker Light Gasket	49
•Molding, Lower Body	112-114	•Radiators	64	•Sill Plate	36, 119
•Molding, Upper Body	114	•Radiator Cap	64	•Sill Plate Screws	36, 119
•Motor mounts	68	•Radiator Drain Petcock	65	•Smog Pump Divertor Valve	83
N		•Radiator Fan Shrouds	65	•Spark Plug Wire Sets	33
•Neutral Safety and Backup Switch	33	•Radiator Hoses	65	•Spark Plugs	67
O		•Radiator Retainer Brackets	65	•Speedometer-New, Rebuilt and Used	108
•Oil Filter Cartridges	83	•Radiator Support Housing	40	•Speedometer Cable	83, 108
•Oil Gauge	110	•Radiator Support Housing Bushings	40	•Speedometer Ratio Adaptor	110
•Oil Pressure Sender	32, 69	•Radiator Support Mount Pads	65	•Spring Bushings - Front, Leaf	72
•Owners Manual	54	•Radiator/Condenser Dual Fan Assembly	42, 83	•Spring (4x4)	72
P		•Radios	98	•Spring Shackle - Rear	72
•Paint, Engine Accessory	96	•Radio Antenna	98	•Spring U-Bolts - Rear	73
•Paint Sprayer, Portable	96	•Radio Speakers	98	•Stake Pockets	104
		•Radio Slide Bar	98	•Starter Solenoids	31, 67
		•Ring and Pinion Carriers, 1/2 Ton	44	•Steering Box-New and Rebuilt	72
		•Ring and Pinion Higher Speed	66	•Steering Column Bearings	72
		•Ring and Pinions, Original	66	•Steering Column Coupler Repair	71
				•Steering Column Seal	19, 36
				•Steering Column Assembly	71
				•Steering Sector Seal and Two Bushings	70
				•Steering Wheels	18
				•Steering Wheel Horn Button Retainers	19
				•Stop Light Switches	31

TABLE OF CONTENTS



•Suburban Door Seals	22	Black Knob	47	•Window Handle	136
•Sunvisor Pads	130	•Timing Chain	68	•Window Handle Knob	46
•Sway Bar Assembly, Front	44, 74	•Tonneau Covers	131	•Window, Inner Horizontal	136
•Sway Bar Parts	74	•Track Stabilizer Bar & bushing, Rear	45, 74	Seals	136
T		•Trailing Arm Bushings	74	•Window, Rear Sliding	137
•T-shirts	92	•Transfer Case Items - 4x4	64	•Window Regulator	136
•Tachometer	109	•Transmission Cooler Lines	64	•Window Regulator Repair Kit	136
•Tachometer Installation Kit	109	•Transmission Mounting Pad	63	•Window Rubber, Rear	137
•Tachometer Wiring	110	•Transmission Bearings	64	•Window Trim Molding –	
•Tail Pipe Hanger Strap	69	•Transmission Rear Seals	64	Stainless, Rear	119, 137
•Tail Pipe Heat Shield	16, 69	•Trim	112-119	•Wing Vent Assembly	135
•Tailgate Chain and Covers	102	•Trim Molding Clips	114	•Wing Vent Glass	135
•Tailgate Chrome Metal Letters	115, 118	•Trim Rings	94	•Wing Vent Handles	135
•Tailgate Covers, Fleetside	103	•Trim, Rear Cab	115	•Wing Vent Rubber	135
•Tailgate Covers, Stepside	103	•Trim, Rear Cab Attaching Clips	115	•Wing Vent Stud Repair Kit	136
•Tailgate Decals	24	•Truck Cover	89	•Wiper Arms	139
•Tailgate Edge Protector-Stainless	102, 117	•Turn Signal Canceling Cam	33	•Wiper Blades	139
•Tailgate Handle Relocator Kit	103	•Turn Signal Flashers	33	•Wiper Knobs	46
•Tailgate Hinge Trunnions	102	•Turn Signal Lever Knob	46	•Wiper Motor	139
•Tailgate Lower Molding		•Turn Signal Lever With Knob	46	•Wiper Motor Gasket	139
Horizontal Trim Strip	118	•Turn Signal Switch Assembly	33	•Wiper Transmission Arms	139
•Tailgate Rubber Bumpers	102			•Wiper Motor Switch	139
•Tailgate Support Arms	102	U		•Wiper Washer Jar	139
•Tailgate Upper Molding		•Upholstery Kits, Seats	121-124	•Wheelwell Housings, Rear	106
Horizontal Trim Strips	118	•Used Parts	133	•Windshields	137
•Tailgate Upper Molding Trim				•Windshield Gaskets	137
Strip Clips	118	V		•Windshield Trim Molding -	
•Tailgate Upper Trim Center		•Vacuum Gauge Conversion Kit	110	Stainless, Front	119, 137
Connection	118	•Vacuum Gauge	110	•Windshield Washer Pump	139
•Tailgate Woodgrain Panel	117	•Valve Stem Oil Seals	68	•Windshield Wiper or Headlight	
•Tailgate Weld in Panel	103	•Vent Shades	90, 119	Knob Dash Bezel	46
•Tailgate Non-Lettered	102	•Voltage Regulator	32	•Wiring Harnesses	34
•Tailgate, Fleetside	102	•Voltage Regulator Items	32	•Wiring Harness Clips	33
•Tailgate, Stepside	101	W		•Wiring Harness for Tachometer	110
•Tailgate with Embossed "Bowtie"	103	•Water Pumps - New	65	•Wiring Harness Gutters	33
•Taillight Bezel Clip	51	•Water Pumps Pulley	65		
•Taillight Bezels	51	•Wheel Bearings with Races	61		
•Taillight Brackets	50	•Wheel Center Caps	94		
•Taillight Lens Gasket	50	•Wheel Cylinders	58		
•Taillight Lens	50	•Wheel Cylinder Bleeder Screws	58		
•Taillight Stepside	50	•Wheel Cylinder Repair Kits	58		
•Taillight Wiring Loom Grommets	50	•Wheel Rings, Stainless	94, 118		
•Taillight Wiring Loom	33, 50	•Wheel Seals - Front or Rear	61		
•Tailpipe Shield	16, 69	•Wheel Studs	83		
•Temperature Gauge	110	•Wheels - 15"	94		
•Temperature Sending Unit	32, 68	•Wheelwell Housing	106		
•Throttle Cable Assembly	75	•Window Crank Handles	136		
•Tie Rod Ends	70	•Window Channel	135		
•Tie Rod Sleeves	70	•Window Division Bar Channel	135		
•Tilt Wheel Release Lever With		•Window Division Bar Liner	135		



Jimmy Models



THE TRUCK PEOPLE FROM GENERAL MOTORS

BED PARTS



One of our company's specialties is quality bed parts for the older GM truck. From bed strips to wood planks, we have what your truck needs. The many listings in this category relate to the extra research we have completed, in order for you to have almost all bed parts needed in your truck's restoration.

BED-TO-FRAME BOLT KITS

Includes correct carriage bolts, hex nuts, lock washers, and difficult to find flat washers with off-set square hole.

• Zinc Plated

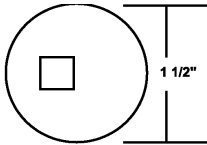
For wood floor beds.

Part No.	Description	
BP1414	1955-72 Short bed, 1/2 ton	set 16.95
BP1424	1955-72 Long bed, 1/2 and 3/4 ton	set 16.95
BP1434	1955-72 Extra long bed, Longhorn	set 17.95

• Stainless Steel

For wood floor beds.

Part No.	Description	
BP1444	1955-72 Short bed, 1/2 ton	set 30.95
BP1454	1955-72 Long bed, 1/2 and 3/4 ton	set 38.50
BP1464	1955-72 Extra long bed, Longhorn	set 39.50



• Bed Washers - Round

Although these are included in the above kits, we also sell them separately. Includes off-set square hole.

Part No.	Description	
BP176	1934-66 Cold rolled steel	each 1.25
BP177	1934-66 Stainless steel	each 2.95

BED MOUNTING PADS

• Bed Mounting Pads

These pads are needed to prevent metal to metal contact between the cross sills under the bed and the truck frame. Also, stops wear from metal to metal contact as well as the resulting rattles.

Part No.	Description	
BP151	1954-72 Short bed, 1/2 ton, 8 pads	set 6.95
BP261	1954-72 Long bed, 1/2 and 3/4 ton, 10 pads	set 7.60

BED STRIP BOLT MOUNTING SETS

Includes the two sizes of carriage bolts, proper flat and lock washers and the less common square nuts as original. 250 to 400 pieces depending on year.


• "Zinc Plated" Bolts

Stepside

Part No.	Description	
BP184ZP	1954-72 Short bed, 1/2 ton	set 23.95
BP161ZP	1954-72 Long bed, 1/2 and 3/4 ton	set 26.95

Fleetside

Part No.	Description	
BP165ZP	1958-72 Short bed, 1/2 ton	set 24.95
BP166ZP	1958-72 Long bed, 1/2 and 3/4 ton	set 29.50
BP268ZP	1969-72 Extra long bed, 3/4 and 1 ton, Longhorn	set 34.50





BED PARTS

BED STRIP BOLT MOUNTING SETS (continued)

• “Ribbed Carriage” Bolts

Specially manufactured bolts with hidden shoulders below the oval head. Eliminates the concern of placing square holes in bed strips when you drill your own holes and want the original type carriage look. This new type holds tight in a drilled round hole but changes are not visible after installation. Zinc plated steel only.

Stepside

Part No.	Description	
BP184RC	1954-72 Short bed, 1/2 ton	set 26.95
BP161RC	1954-72 Long bed, 1/2 and 3/4 ton	set 36.75

Fleetside

Part No.	Description	
BP165RC	1958-72 Short bed, 1/2 ton	set 34.50
BP166RC	1958-72 Long bed, 1/2 and 3/4 ton	set 41.85
BP268RC	1969-72 Extra long bed, 3/4 and 1 ton, Longhorn	set 44.10

• “Stainless Steel” Bolts

For that extra touch, especially nice when used with the stainless steel bed strips. Will never rust. To keep your cost down, this kit's stainless is used for the visible carriage bolts only.

Stepside

Part No.	Description	
BP184SS	1954-72 Short bed, 1/2 ton	set 38.50
BP161SS	1954-72 Long bed, 1/2 and 3/4 ton	set 39.95

Fleetside

Part No.	Description	
BP165SS	1958-72 Short bed, 1/2 ton	set 39.95
BP166SS	1958-72 Long bed, 1/2 and 3/4 ton	set 49.95
BP268SS	1969-72 Extra long bed, 3/4 and 1 ton, Longhorn	set 73.45

STEPSIDE BED WOOD SETS

Planks cut and grooved. Excellent quality C grade hard yellow pine (P) or clear oak (O) is used in these replacement wood sets. Wood is smooth finish with a very attractive grain.

Note: For the perfectionist. Oak was discontinued as bed wood in GM trucks about 1940. From that time until wood bed floors were stopped in 1987, the GM wood of choice was yellow pine. This is a hard wood with pronounced grain. It should not be compared to softer white pine. Originally bed wood was painted black, body color, or given a water protection sealer. It was never varnished or given a related furniture finish when new, however we offer oak as a very attractive alternative for the custom, non-original truck.

ATTENTION: Our pine wood is just as good as the original over 50 years ago. Therefore, this means that there can be a few small knots or a very few small cracks - Just like GM! This is the nature of hard yellow pine.

• Short Bed, 1/2 Ton

Part No.	Description	
BP238P	1960-72 8 board 77-1/4"	set 247.50
BP238O	1960-72 8 board 77-1/4"	set 289.50

BED PARTS



STEPSIDE BED WOOD SETS (continued)



• Long Bed, 1/2 and 3/4 Ton (TL) 97" Wood!

Part No.	Description		
BP239P	1960-72 8 board 97"	set	277.50
BP239O	1960-72 8 board 97"	set	320.00

FLEETSIDE BED WOOD SETS

• Short Bed, 1/2 Ton

Part No.	Description		
BP202P	1960-72 10 Board 77-1/4"	set	202.50
BP202O	1960-72 10 Board 77-1/4"	set	310.00

• Long Bed, 1/2 and 3/4 Ton (TL) 97" Wood!

Part No.	Description		
BP203P	1960-72 10 Board 97"	set	300.00
BP203O	1960-72 10 Board 97"	set	340.00

• Extra Long Bed, 3/4 and 1 Ton (TL) 103" Wood!

Part No.	Description		
BP269P	1969-72 Longhorn	set	275.00
BP269O	1969-72 Longhorn	set	325.00

WOOD FLOOR CONVERSION KITS

During 1967-72 a wood bed floor was an option on the fleetside pickup. We now have the metal parts kit to replace your steel floor and help create a wood bed of show quality. Use your original tailgate, wheel tubs and bed sides. Our kit includes the front bed panel, rear cross sill, reinforcement strip, and zinc plated hardware. Instructions include data on removing the old metal floor and installing the floor kit. Your choice of oak or pine is available in this catalog at extra cost.

•Fleetside Wood Conversions

Part No.	Description		
BP670	1967-72 Shortbed	set	425.00
BP671	1967-72 Longbed.....	set	475.00

METAL BED PATCH

• Fleetside Patch Panel

These 16" wide x 48" long panels are for replacing rusted out or damaged sections of the original metal bed. Saves a major floor replacement.

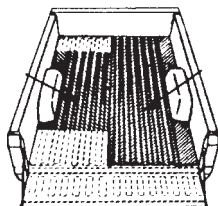
Part No.	Description		
BP272	1967-72.....	each	28.43

FLOORS

• Complete Fleetside Bed Floor

Metal with under side ribs.

Part No.	Description		
BP274	1967-72 Six foot bed	each	685.00
BP275	1967-72 Eight foot bed	each	835.00





BED PARTS

STEPSIDE METAL BED STRIPS TL 107" Bed Strips and longer!

• Cold Rolled Steel Bed Strips

1-1/2 inches wide as original. Punched strips have exact hole spacing and length. Non punched strips may be slightly longer and need to be trimmed to length.

Part No.	Description	
BP114	1/2 ton (non punched) 77-1/8"	each 11.00
BP11689	3/4 ton (non punched) 89"	each 12.50
BP11697	3/4 ton (non punched) 97"	each 11.50
BP118	1 ton (non punched) 107"	each 18.00
BP1158	1967-72 1/2 ton (punched) 77-1/8"	each 11.00
BP11710	1967-72 3/4 ton (punched) stepside 97"	each 12.50

• Stainless Steel Bed Strips TL 107" Bed Strips and longer!

For that extra touch. Eliminates the possible peeling of chrome plating. Will never rust. Always bright. Replaces the original cold rolled steel perfectly.

Part No.	Description	
BP119	1/2 ton (non punched) 77-1/8"	each 18.50
BP12189	3/4 ton (non punched) 89"	each 19.50
BP12197	3/4 ton (non punched) 97"	each 23.50
BP262	1 ton (non punched) 107"	each 24.50
BP1208	1967-72 1/2 ton (punched) stepside 77-1/8"	each 17.85
BP12210	1967-72 3/4 ton (punched) stepside 97"	each 21.80

• Stainless Steel High Polished Bed Strips (Mirror Finish)

Part No.	Description	
BP505	1967-72 1/2 ton, short bed, punched (seven)	set 154.00

• Bed Strips for the Custom, Non-Original Truck

When you want a completely smooth "no bolt" look in your bed. These anodized high shine aluminum strips secure the wood planks as well as the original type. Special fasteners slide in the under side groove in strip to location of original bolts. Uses original grooves in wood planks. Looks like chrome.

Note: You cut length to fit.

Part No.	Description	
BP1225	For short beds, 80" with fasteners	each 39.95
BP1226	For long beds, 97" with fasteners	each 44.50
BP171	Bed Strip Bolt Custom Individual Hidden Fastener Set 8 kit	34.95

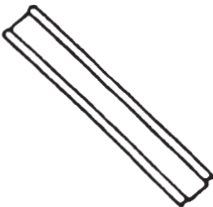
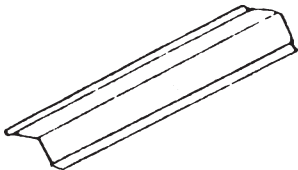
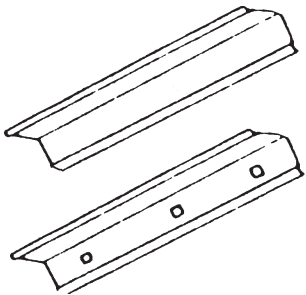
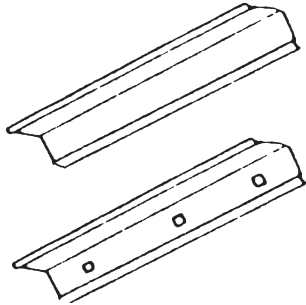
STEPSIDE METAL "CORNER" BED STRIPS

Welds to bed sides and lays over edge of wood bed plank as original.

• Cold Rolled Steel 107" Bed Strips and longer!

Part No.	Description	
BPSN077	1/2 ton (non punched) 77-1/8"	each 17.95
BPSN089	3/4 ton (non punched) 89"	each 22.95
BPSN097	3/4 ton (non punched) 97"	each 24.95
BPSN0107	1 ton (non punched) 107"	each 25.95
BPS0010	1967-72 1/2 ton (punched) 77-1/8"	pair 35.90
BPS0110	1967-72 3/4 ton (punched) 97"	pair 42.70

BED PARTS



• Stainless Steel



107" Bed Strips and longer!

Part No.	Description		
BPSN177	1/2 ton (non punched) 77-1/8"	each	27.90
BPSN189	3/4 ton (non punched) 89"	each	31.95
BPSN197	3/4 ton (non punched) 97"	each	29.95
BPSN1107	1 ton (non punched) 107"	each	35.95
BPS1010	1967-72 1/2 ton (punched) 77-1/8"	pair	58.25
BPS1110	1967-72 3/4 ton (punched) 97"	pair	62.80

• Stainless Steel High Polished



Part No.	Description		
BPS1012	1967-72 1/2 ton, short beds	pair	64.00
BPS1013	1967-72 1/2 ton long beds and 3/4 ton	pair	70.00

• Corner Bed Strip Covers

We have the answer for those wanting stainless steel corner angles but don't like the burn spots from welding them to the bed side. These are made to fit over your pre-existing steel corners. You maintain the strength of the originals but now have the stainless appearance. Saves body shop expense.

Note: This item does not fit well over reproduction bedstrip corners.

Part No.	Description		
BPS1097	77-1/8" (non punched)	pair	52.75
BPS1096	97" (non punched)	pair	57.00



FLEETSIDE METAL BED STRIP SETS

For the optional wood bottom fleetside. Punched with square holes, ready to install.

Note: These sets include the correct 7 long and 4 short strips.

• Short Wide (77-1/8")

Part No.	Description		
BP253	1967-72 1/2 ton, cold rolled steel	set	78.20
BP254	1967-72 1/2 ton, stainless steel	set	156.40
BP506	1967-72 1/2 ton, High polished stainless steel	set	194.00

• Long Wide (97")

Part No.	Description		
BP255	1967-72 1/2, 3/4, and 1 ton, cold rolled steel	set	91.75
BP256	1967-72 1/2, 3/4, and 1 ton, stainless steel	set	183.50
BP507	1967-72 1/2, 3/4, and 1 ton, High polished stainless steel	set	216.50

• Longhorn (103")

Part No.	Description		
BP1231	3/4 and 1 ton, cold rolled steel	set	88.00
BP1232	3/4 and 1 ton, stainless steel	set	176.00

BED CROSS SILLS

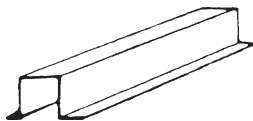
• Cross Sills, Front and Middle 1/2 & 3/4 Ton

14 gauge steel, like original. Includes two bed block support plates with each sill.

Part No.	Description		
BP211	1958-72 Fleetside	each	29.50
BP1021	1967-72 Stepside	each	24.95



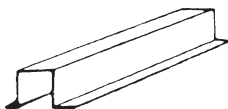
BED PARTS



• Intermediate Cross Sill

This is the smaller reinforcement strip which originally fit between larger middle units. Helps keep the bedwood level. 72" long for fleetside, but can be cut to length for use on stepside beds.

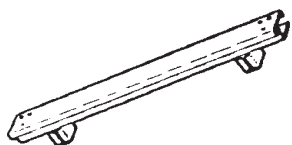
Part No.	Description		
BP205	1958-72.....	each	34.95



• Cross Sills, Rear

Fits below tailgate. Heavy steel as original.

Part No.	Description		
BP257	1967-72 Stepside.....	each	79.10
BP210	1963-72 Fleetside, wood floor	each	125.00

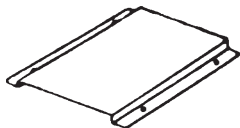


MISCELLANEOUS BED PARTS

• Tailpipe Shield

A must for that exact restoration. Perfectly replaces the lost or damaged factory metal plate that secures to the underside of a wood bed. Protects bed wood from tailpipe heat damage above rear axle housing. Dimensions ///////////////?????

Part No.	Description		
BP152	1947-72.....	each	7.95




• Rear Fender Bolts

Secures fender to bedside. Stepside only.

Part No.	Description		
BP149	1934-72 Phillips head	each	1.25

NOTE: Metal Bed components are listed in the SHEET METAL Section.



CAB PARTS



GLOVEBOX CARDBOARD, ETC.



• Glovebox Cardboard

Formed to shape. Chevrolet or GMC. Die stamped and assembled. Ready for installation.

Part No.	Description	
CB2305	1967-72 With factory air.....	each 9.95
CB2306	1967-72 Without factory air.....	each 9.95



• Glovebox Screws

Part No.	Description	
CB228	For securing glovebox in dash.....	set 1.95




• Glovebox Bumpers

Part No.	Description	
CB232	1940-72 Black rubber	pair .95




• Glovebox Light Switch

Part No.	Description	
CB133	Universal type, with socket and wiring.....	each 15.95



• Glovebox Door Lock


Part No.	Description	
CB194	1954-72 Just like GM, with lock and key, New.....	each 34.50



NOTE: By 1967 GM had made locking buttons on the truck glovebox door an option. These nice used lock assemblies (USCB194NL) have no key position and are not currently being reproduced.

• Glovebox Swing Arm Grommet

Part No.	Description	
CB220	1967-72.....	each 1.15



• Glovebox Striker with Screws

Part No.	Description	
CB193	1967-72.....	set 4.55

• Glovebox Door Emblems

On the more deluxe models, an attractive decorative plate with appropriate lettering and design was attached to the glovebox door. We provide an exact reproduction of this horizontal plate.

Part No.	Description	
TR172	1967-68 Chevrolet	each 24.95
TR173	1969-70 Chevrolet CST and 1969-72 Blazer.....	each 24.95
TR238	1969-72 Chevrolet Custom	each 19.75
TR239	1969-72 GMC Custom	each 19.75
TR174	1971 Cheyenne Super	each 42.50
TR175	1972 Cheyenne Super	each 52.95

'67-'68 Glove Box Door Emblem, "Chevrolet"



'69-'70 Glove Box Door Emblem, "Chevrolet CST" also fits '69-'72 Blazers



'69-'72 Glove Box Door Emblem, "Chevrolet Custom"




'69-'72 Glove Box Door Emblem, "GMC Custom"



'71 Chevrolet Glove Box Door Emblem, "Cheyenne Super"





'72 Chevrolet Glove Box Door Emblem, "Cheyenne Super"





CAB PARTS



SHIFT INDICATOR DIALS, ETC.

The clear dial lens with white letters. Shows shift pattern on Turbo-hydromatic.

Part No.	Description		
CB217	1971-72 Without tilt wheel	each	7.00
CB218	1970-72 With tilt wheel	each	7.00

• Shift Pointer

The small pointer behind the dial for automatic transmission steering columns.

Part No.	Description		
CB223	1970-72 With tilt wheel	each	9.95
CBS300	1971-72 Without tilt wheel	each	10.95

• Shift Indicator Housing, Black

Surrounds clear dial lens on steering column. (Dial glass not included.)

Part No.	Description		
CB320	1971-72 Without tilt wheel (holds CB217)	each	7.00
CB321	1971-72 With tilt wheel (holds CB218)	each	7.50

CAB MOUNT KITS

• Cab Mount Kits

We give you a choice of original OEM rubber or gloss black modern high-tech polyurethane bushings. Combined with their shims these kits will raise your trucks cab to the like new factory level.

Polyurethane Style

Part No.	Description		
CB209	1967-72 1/2 ton 4X2	set	64.50
CB210	1967-72 1/2 ton 4x4,		
	plus 3/4 and 1 ton 4X2 and 4x4	set	74.95
CB241	1969-72 Blazer	set	119.95

Rubber Style as Original

Part No.	Description		
CB470	1967-72 1/2 ton 4X2	set	60.00
CB465	1967-72 1/2 ton 4x4, 3/4, 1 ton 4X2 and 4x4.....	set	74.50

STEERING WHEELS, ETC.

• Steering Wheels

Reproduced to look just like the original! See horn buttons below.

Part No.	Description		
CB199B	1967-68 Black	each	210.00
CB201B	1969-72 Black	each	210.00
CB201BL	1969-72 Blue	each	210.00
CB201G	1969-72 Green.....	each	210.00
CB201S	1969-72 Saddle	each	210.00

• Steering Wheel Horn Buttons

Just like original. With blue bowtie. Chevrolet only. Fits the above steering wheels.

Part No.	Description		
CB202B	1969-72 Black	each	27.95
CB202BL	1969-72 Blue	each	27.95
CB202G	1969-72 Green.....	each	27.95
CB202S	1969-72 Saddle	each	27.95
CB207B	1969-72 Black with Red GMC letters	each	28.50



Jim Carter
Truck Parts

QUALITY
CHEVROLET
TRUCK PARTS

NEW & USED
GMC
TRUCK PARTS



CAB PARTS



MISCELLANEOUS CAB ITEMS (continued)

• Ash Tray

Chrome as original. From GM tooling.

Part No.	Description	
CBA100	1967-72 Rear arm rests on Blazer and Suburban plus	
1969-72	Console on Pickup and Blazer.....each	24.95

• Ash Tray Bumpers

Protects paint from in-dash ash tray.

Part No.	Description	
CB231	1967-72..... pair	.95

• Cab Door Post Air Vent Grill

Louvered, black oval as original.

Part No.	Description	
CBC225	1969-72.....each	24.95

• Air Vent Seals

In cab inner kick panels.

Part No.	Description	
CBS168	1967-72 Seals out air..... pair	4.00

CAB FASTENER KIT

• Stainless Steel Fasteners, for Cab, Fenders, Hood, etc.

We can now provide the many bolts, screws, washers, and nuts for this older GM truck. Many hours of research put into this project to make the numbers just right. The fasteners are individually labeled and packaged so installation time is kept to a minimum. All are stainless steel! Rust is a thing of the past. These detailed non-polished kits (not bed bolt kits) include but are not limited to: headlight and turn signals, front bumper, hood latches, hood braces, hood hinges, door hinges, door strikers, latches, outside handles, interior fasteners, radiator supports, front body mounts, front and inner fenders, firewall, cowl, and battery box. We use indented hex head bolts for the original look. Stainless only!


Part No.	Description	
CBK205	1967-72..... kit	199.00

• Original Equipment Steel Fasteners for Cabs, Fenders, Hoods, ETC.

For those not requiring all stainless in kit CBK205 above, we offer original steel. Bolts are zinc, black phosphate and stainless depending on how they came on new 1967-72 truck. The CBK159 kit includes fasteners for hood latch, hood braces, hood hinges, radiator supports, front and inner fenders, firewall, cowl, battery box, fender to headlight area, and 8 spacer shims for fender alignment.

Part No.	Description	
CBK159	1967-72 kit	49.95
CBK158	1967-72 fender and inner fenders only. Includes correct bolts and J-nuts (included in CBK159) kit	29.95

CAB PARTS



BLAZER DOOR OPENING AND WINDOW SEALS

• Door Window Upper Glass Seal

Attaches to vehicle top.

Part No.	Description	
CB216R	1969-72 Right, double wall style	each 59.95
CB216	1969-72 double wall style	pair 62.50

• Liftgate

Just like the original fiberglass unit. Limited production.

Part No.	Description	
DPD200	1969-72 Fiberglass with metal reinforcement.....	each 545.00

• Liftgate Hinge Grommets

Seals hinges at top of liftgate.

Part No.	Description	
DPD121	1969-72	pair 18.00

• Liftgate Upper Rear Weather Strip

Part No.	Description	
CB225	1969-72.....	each 56.50

• Tailgate Seal

Helps stop drafts in this people hauling vehicle. Attaches to body.

Part No.	Description	
DPD122	1969-72.....	each 29.95

• Rear Quarter Glass Seal

Part No.	Description	
WIG312	1969-72 (Double wall top) left or right	each 42.00
WIG311	1969-72 (Double wall top).....	pair 84.00

• Header Seal

Part No.	Description	
WIG313	1969-72	each 39.00



CAB PARTS

SUBURBAN DOOR OPENING AND WINDOW SEALS

• Door Seals, Rear

Part No.	Description	
DPD113	1967-72 Rear lift gate seal.....	each 49.00
DPD111	1967-72 Rear tailgate seal.....	each 49.00

• Window Seals, Rear

Part No.	Description	
WIG100	1967-72 Suburban side quarter window	pair 154.95
WI189	1960-72 Suburban or Panel double door glass seal. Two windows.....	pair 28.25
DPD112	1967-72 Suburban lift gate glass gasket	each 65.00

• Liftgate Hinge Grommet

Part No.	Description	
DPD121	1967-72.....	pair 18.00

• Outer Window Seals

Part No.	Description	
WIG101	1967-72 Suburban rear quarter third door (includes 2 inner and 2 outer) 4 pcs.....	set 35.00



DECALS



CHEVROLET



DECALS (REPRODUCED FROM FACTORY ORIGINAL SAMPLES)

For the perfectionist wanting his truck very authentic, we have reproduced the following decals for mechanical items. They are exact! Made from factory original samples. All are waterless Mylar type material.

• Decals, Sales and Service Sign

The same decals used on our MS102 and MS103 shop signs. Use on windows, your own signs, etc. Weatherproof vinyl approximately 11-3/4" diameter. Much like displayed in dealerships.

Part No.	Description	
DE101	Chevrolet.....each	9.75
DE102	GMC.....each	8.95

• Decals, Miniature Service Sign

Weatherproof vinyl approximately 3" diameter copies of DE101 and DE102. One of each. Use on windows, your own signs, etc.

Part No.	Description	
DE103	Miniature decals.....set	2.95

• Chevrolet Block Letters

Approximately 1"x 8-1/4". Also fits on 1947-53 hubcaps.

Part No.	Description	
DE104	Black, decal, 1" x 8-1/4"each	2.75
DE105	Red, decal, 1" x 8-1/4"each	4.50

• GMC Famous Script

Approximately 2"x 7-3/4". Also fits 1947-55 hubcaps.

Part No.	Description	
DE106	Red, decal, 2" x 7-3/4"each	2.95
DE107	White, decal, 2" x 7-3/4"each	2.75
DE108	Black, decal, 2" x 7-3/4"each	2.75

• Decal, GM Mark of Excellence

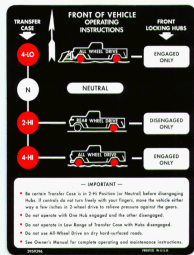
Attaches to rear edge of left door with provided stick-on material.

Part No.	Description	
DE225	1967-68 Light blue metallic with raised chrome letters, stick-on back.....each	5.40





DECALS



• Decal, 4x4 Glovebox Door

Quality waterless decals showing shift patterns, etc. Three colors exactly as original. Used on Chevrolet and GMC 4x4's.

Part No.	Description	
DE221	1967-72 4-5/8" x 5-7/8"	each 4.55

DECALS, TAILGATE

Weatherproof decals in exact size and shape as block letters on stamped tailgates. Also fits well on non-lettered, plain tailgates.

• Chevrolet

Part No.	Description	
DE122	1954-72 Black, stepside	each 7.95
DE123	1954-72 White, stepside	each 7.95
DE124	1954-72 Chrome, stepside	each 11.95
DE139	1967-72 Black, fleetside	each 7.95
DE140	1967-72 White, fleetside	each 14.95
DE141	1967-72 Chrome, fleetside	each 10.50

• Decals, Wood Grain Tailgate Insert & Lower Side Trim

Replace the original faded and damaged vinyl wood grain horizontal decals used on trim of the very deluxe Fleetsides. Resists water, road salt and sunlight. Much savings over replacing the complete horizontal trim.

Part No.	Description	
DE142	1969-72 Fleetside, tailgate wood decal	each 28.25

CHEVROLET



High-Torque
ENGINES
 For Every Job!

1971 Chevrolet Pickups

Chassis Cabs & 4-Wheel Drives



Totally Tougher  Cheyenne

1970 CHEVROLET MOVERS



PICKUPS, CHASSIS-CABS & 4-WHEEL DRIVES



DOOR PARTS



DOOR HANDLES, OUTSIDE AND INSIDE, ETC.

• Door Handle, Chrome - Inside

Part No.	Description	
DP153	1967-72 Includes horseshoe wire retaining clip.....each	4.50

• Door Handles, Chrome - Outside

Includes button, spring, and etc.

Part No.	Description	
DP600L	1967-72 Left.....each	30.00
DP600R	1967-72 Righteach	30.00

• Door Lock Knob Buttons-Inside

Part No.	Description	
KB247	1967-72 Black.....each	4.50
KB170	1967-72 Chromeeach	5.95

• Door Lock Assemblies

Part No.	Description	
DP621	1967-72 Locks with key pair	16.75
DP622	1967-72 Locks and ignition cylinder with matching keys.....set	23.50

• Door Handle and Lock Button Gaskets - Outside

Part No.	Description	
DP161	1967-72 For both door locks and handlesset	2.50


• Door Handle Remotes

Attaches to your inside door handle. Fits behind door panel.

Part No.	Description	
DP435L	1968-71 Left.....each	18.00
DP435R	1968-71 Righteach	18.00
DP436L	1972 Left.....each	18.00
DP436R	1972 Right.....each	18.00

Note: The 1972 remote has a slightly longer door handle attaching stud.

Note: Door's, See Sheet Metal Section!



DOOR ITEMS, MISCELLANEOUS

• Door Bumpers

Enough for both doors.

Part No.	Description	
DP157	1967-72 Set of 6	set 5.10

• Door Hinges

Part No.	Description	
DP162L	1967-72 Upper left	each 35.00
DP162R	1967-72 Upper right	each 35.00
DP163L	1967-72 Lower left	each 35.00
DP163R	1967-72 Lower right	each 35.00

• Door Hinge Pin

Rebuilds one hinge.

Part No.	Description	
DP114	1955-72 With two brass bushings	each 3.95

• Door Hinge Repair Kit

Includes four pins with eight bushings and instructions.

Part No.	Description	
DP116	1955-72 Per truck	kit 9.95

• Door Rubber Seal Adhesive

Quality 3M special black glue. Can be used to better secure door seals, etc.

Part No.	Description	
DP120	Door Adhesive	each 10.25

• Door Latch Assemblies

Part No.	Description	
DP166L	1967-72 Left, from GM tooling	each 49.00
DP166R	1967-72 Right, from GM tooling	each 49.00

• Door Latch Striker Plates

Attaches to cab post.


Part No.	Description	
DP165L	1967-72 Left	each 14.95
DP165	1967-72	pair 31.00

• Door Edge Guards

The vertical chrome, slip-on molding that protects door edge from chips. A factory GM accessory.

Part No.	Description	
TR176	1967-72	pair 43.95

NOTE: Door Seals for Suburban and Blazer. See listings in CAB PART SECTION.





WIDE-TRACK STABILITY, PLENTY OF POWER

Let Blazer introduce you to the wonderful world of 4-wheel drive. Take it into backwoods wilderness. Cross a stream. Run it up a mountain side. There are few places a Blazer can't go.

It's like nothing else on wheels. A car/truck combination with the sure stance and stability you'd never expect in a short-wheelbase vehicle. The reason is Blazer's

unique wide-track design. Wheels are set far apart like those on a passenger car or full-sized truck. The result is a steadier ride off the road, a smoother ride on the highway. Only Blazer has this important advantage in its class.

Blazer leads the pack in power choices, too. Six and V8 engines range up to a big 350-cu.-in. V8 rated at 255 hp. Greatest trans-

mission choice in its field, as well, with 3-speed and 4-speed manuals plus Turbo Hydra-matic.

Stamina comes naturally to Blazer's 4-wheel drive chassis. A heavy-gauge steel ladder-type frame supports some of the toughest truck components in the business. And it's all cushioned by an extra-strong suspension system. Turn the page and see for yourself.

1969

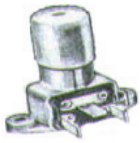


Pickups

chassis-cabs and 4-wheel drives




ELECTRICAL



SWITCHES

• Dimmer Switch

Part No.	Description	
EL186	1961-72.....	each 15.75



• Dimmer Switch Connector

Snap onto the prongs of EL186 switch. Includes three wire leads.

Part No.	Description	
EL410	1961-72.....	each 2.25

• Headlight Switches

Excellent replacement. Like the original.

Part No.	Description	
EL161	1964-72	each 16.95



• Ignition Switch Housing

Part No.	Description	
EL188	1967-72 Without cylinder and key	each 19.50



• Ignition Cylinder with Key

Fits into ignition switch housing, EL188 or the original unit.

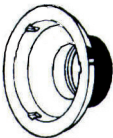
Part No.	Description	
EL189	1967-72.....	each 7.95

• Ignition Switch Indicator Plate

Attaches to dash bezel. Black with chrome letters.

ACC - OFF - ON - START

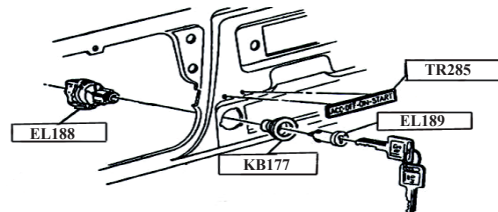
Part No.	Description	
TR285	1967-72 Acc-On-Off-Start	each 6.50



• Ignition Bezel - Chrome

Metal threaded ring in dash for securing key switch housing.


Part No.	Description	
KB177	1968-72.....	each 4.80



• Ignition Bezels Spacer

The die cast spacer behind the dash that holds the chrome ignition bezel in place.

Part No.	Description	
KB415	1968-72.....	each 4.95



• Starter Solenoids - 12 Volt

Attaches to top of starter.



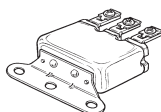

Part No.	Description	
EL217	1957-72 V-8 and 1963-72 six cylinder	each 13.75

• Stop Light Switches

With snap on terminals.



Part No.	Description	
EL1523	1958-72 Hydraulic type (pressure activated)	each 10.95
EL197	1960-72 Push button type, under dash.....	each 4.25



SWITCHES (continued)

• Heater/Air Conditioning Fan Switches

Part No.	Description	
EL192	1964-72 Without factory air.....each	13.95
EL184	1967-72 With factory air.....each	14.95

• Fusebox to Firewall Gasket

Part No.	Description	
EL325	1967-72.....each	2.00

• Heater Blower Switch Resistor Board

Part No.	Description	
EL222	1967-72 without aireach	13.95

• Temperature Sending Unit

Electric sending unit, fits in engine.

Part No.	Description	
ME60612	1955-72 Six cylinder and V-8 (with dash gauges).....each	12.50

• Oil Pressure Sender

Part No.	Description	
MEO210	1958-72 Operates at 3-7 lbseach	8.75

HORN ITEMS

• Horn Relay-12 Volt

Part No.	Description	
EL226	1957-72each	14.75

COILS

• Ignition Coil

Part No.	Description	
EL142	1955-72 12 volt original styleeach	26.50

VOLTAGE REGULATORS

• The Original Type

Attaches to the left inner side of radiator core support as original.

Part No.	Description	
EL185	1963-72 12 volt negative groundeach	16.00

• Voltage Regulator Plug with Pigtail Wires

Part No.	Description	
EL420	1963-72each	2.95

ELECTRICAL



MISCELLANEOUS ELECTRICAL ITEMS

• Taillight Wiring Loom

Black plastic, split loom to protect wiring exact as original.

Part No.	Description	
LG280	1960-72	foot .85

• Wiring Harness Gutters

Vinyl horizontal as original. Protects wires that pass across truck engine compartment. Just like GM.

Part No.	Description	
FPW252	1967-72 Attaches to firewall.....	each 12.15
FPW253	1967-72 Attaches to radiator support.....	each 12.15

• Wiring Harness Clips

Part No.	Description	
EL175	Fits all years.....	each 1.95

• Spark Plug Wire Sets

Part No.	Description	
ELW544	1955-72 V-8 265, 283, 327, and 350	set 26.50
ELW543	1963-72 Six cylinder 230, 250, and 292	set 19.95

TURN SIGNAL ITEMS

• Turn Signal Switch Assembly

Fits in column below steering wheel. Very close to GM design. Works great!

Part No.	Description	
EL430	1967-72 Non-Tilt wheel.....	each 38.50
EL431	1967-72 Tilt wheel and automatic transmission.....	each 40.50
EL432	1967-72 Tilt wheel and 3 speed transmission.....	each 40.50

• Turn Signal Switch Assembly Exact GM Design

Fits in column below steering wheel. Including correct curved wiring plug, harness, and red hazard knob.

Part No.	Description	
EL433	1967-72 Non-Tilt wheel.....	each 49.95
EL434	1967-72 Tilt wheel and automatic transmission.....	each 49.50

• Turn Signal Canceling Cam

Fits below steering wheel. Circular shape.

Part No.	Description	
EL224	1967-72 Tilt wheel.....	each 25.95

• Turn Signal Flashers

Part No.	Description	
EL1772	12 volt, 2 prong	each 10.75
EL1773	12 volt, 3 prong	each 10.75

• Neutral Safety and Backup Switch for Automatic Transmission

Part No.	Description	
EL307	1970-72 Turbo-hydromatic.....	each 14.50
EL306	1960-71 Powerglide.....	each 21.50



ELECTRICAL

WIRING HARNESSES

We provide harnesses for the perfectionist. Made just like GM's with correct fittings, gauge of wire, lengths, etc. The following are listed for our most popular harnesses as used on pickups with the small block V-8 and automatic transmission. Contact us for other combinations. We can supply the original harness you need!

•Dash-Instrument Panel Harness

Part No.	Description		
ELW304	1967-68 With factory gauges	each	350.00
ELW305	1969-72 With factory gauges	each	350.00

•Engine-Starter Harness

Part No.	Description		
ELW306	1967	each	72.95
ELW307	1968	each	72.95
ELW308	1969-72	each	94.50

•Front Lights Harness

With factory gauges.

Part No.	Description		
ELW309	1967 Chevrolet.....	each	135.00
ELW310	1968 Chevrolet.....	each	135.00
ELW311	1969-72 Chevrolet	each	149.00
ELW320	1968-72 GMC	each	135.00

•Rear Body Harness- with Dual Taillights

Rear frame connectors to lights.

Part No.	Description		
ELW312	1967-68.....	each	65.00
ELW313	1969-72.....	each	75.00

•Dome Light Harness

Part No.	Description		
ELW314	1967-72.....	each	16.50

•Air Conditioning Harness

Part No.	Description		
ELW315	1968.....	each	89.00
ELW316	1969-70.....	each	89.00
ELW317	1971-72.....	each	95.00

•Alternator Conversion Harness

Allows for the change over of the original external regulator system to the newer internal regulator system.

Part No.	Description		
ELW318	1963-72.....	each	22.95

•Cargo Light Harness

Part No.	Description		
ELW319	1969-72.....	each	23.50

FLOOR PARTS



FLOOR MATS

See UPHOLSTERY section for custom carpeting.

• High Quality Molded Rubber Floor Mats

Replacement mat fits like the original. Use with floor insulator FLP300 or FLP301.

Part No.	Description		
FL182	1967-72 3-speed and automatic, low hump.....each	135.00	
FL183	1967-72 4-speed and 4 x 4, high humpeach	135.00	

• Floor Mat Felt Pads

Helps reduce engine heat and road noise. Fits under above floor mats and above insulation. A nice non-original extra.

Part No.	Description		
FL177	1960-72 36" x 70"each	15.50	

• Floor Insulator Foam

Die cut to be just like the original GM. Lays against metal floor to reduce heat and noise.

Part No.	Description		
FLP300	1967-72 Low transmission hump, 3 speed pair	39.00	
FLP301	1967-72 High transmission hump, 4 speed pair	39.00	

PEDAL PADS, ACCELERATOR PEDALS, ETC.

• Pedal Pads

Part No.	Description		
FL161	1960-70 For brake or clutch pedal, waffle surface.....each	4.00	
FL187	1969-70 For park brake pedal, waffle surface, standardeach	4.55	
FL178	1969-72 For brake or clutch pedal, rib surface, deluxeeach	4.00	
FL195	1969-72 For park brake, rib surface, deluxeeach	4.55	

• Pedal Pad Stainless Steel Trim Bezels

Used on deluxe models.

Part No.	Description		
FL194	1967-70 For accelerator pedal, used over FLP181.....each	15.85	
FL189	1969-72 For park brake pedals, used over FL195each	9.05	
FL188	1971-72 For clutch or brake pedals, used over FL178each	9.05	
FL190	1971-72 For accelerator pedal, used over FL180each	5.65	

• Accelerator Pedals

Part No.	Description		
FL181	1967-70 Standard, waffle surfaceeach	11.30	
FLP181	1967-70 Deluxe, rib surface.....each	13.00	
FL180	1971-72 Deluxe, rib surface.....each	9.65	



FLOOR PARTS

PEDAL PADS, ACCELERATOR PEDALS, ETC. (continued)

• Accelerator Pedal Ball Studs

Secures pedal exactly as original. Screws into the existing floor holes.

Part No.	Description	
FL192	1967-70 Use with FL181 and FLP181	pair 5.95

• Accelerator Pedal Swing Pin

Allows pedal pad FL180 to secure to the accelerator rod.

Part No.	Description	
FL235	1971-72	each 1.75

MISCELLANEOUS FLOOR PARTS

• Floorboard Panels - See Sheet Metal Section.

• Sill Plate

Secures to cab floor between door posts. Holds the floor mat or carpet to floor edge.

Part No.	Description	
TR161	1967-72 Chevrolet and GMC, chrome	each 17.50

• Sill Plate Screws, Chrome


Secures above plates to truck floor.

Part No.	Description	
TRT109	1967-72	set 2.50

• Steering Column Seal

Fits around steering column.

Part No.	Description	
CBS308	1967-72 Upper column seal grommet at dash	each 6.80
FL231	1967-72 Lower column seal at floor	each 12.95



FRONT PARTS



BUMPER BOLT AND NUT

• Bumper Bolt

This zinc plated bolt has the attractive stainless cap on top. It was originally on trucks with chrome or painted bumpers.

Part No.	Description	
FP109	1947-72 Chevrolet and GMC. With rounded stainless cap	each 2.95

• Bumper Bolt Nut

A nice zinc plated nut with standard threads for FP109. Priced less then local retail stores.

Part No.	Description	
FP110	1947-72 Chevrolet and GMC	each .30

GRILLES AND RELATED ITEMS

• Grille Trim-1967-68, Chevrolet Only

Long horizontal anodized aluminum ovals or bezels which secure to grille center between headlights. Two per truck.

Part No.	Description	
FPG319	1967-68 Chevrolet, excellent reproduction, looks great	each 64.95

• Grille Trim Clips

Special clips for grille trim, above.

Part No.	Description	
FP651	1967-68 Chevrolet	each 1.00

• Grille Support Panel

Part No.	Description	
FPG585	1967-68.....	each 299.95

• Grille, 1969-70 and 1971-72, Chevrolet Only

Original GM style inside grille bezels.

Part No.	Description	
FPG322	1969-70 From non-GM tooling, but looks great	each 89.95
FPG323	1971-72 From non-GM tooling, but looks great	each 89.95

• Grille Bezels, Chevrolet Only




Large anodized aluminum housing that surrounds grille.

Part No.	Description	
FPG320	1969-70 From non-GM tooling, no Chevrolet letters.....	each 289.95
FPG321	1971-72 From non-GM tooling, but looks exact DISC	each 299.95

• Grilles and Related Parts, GMC Only


Excellent quality units in chromed stamped steel.

Part No.	Description	
FPG317	1967 With black stamped letters.....	each 399.95
FPG318	1968-70.....	each 379.95
FPG324	1971-72	each 379.95
FPG316	1969-72 Top grille bar	each 119.95





FRONT PARTS



• Grille Bezels, Chevrolet Only

These replacement bezels or housings are a nice reproduction of the original. Excellent if you prefer chrome or non chrome steel construction.

Part No.	Description		
FPG328	1971-72 Chrome	each	340.00
FPG329	1971-72 Primed steel, non chrome	each	295.00

• Grille to Bezel Clip Nuts

Special nylon push-in clips for connecting the original style grille to grille bezel.

Part No.	Description		
FP226	1971-72 (9 each required)	each	.85



• Grille Vertical Center Supports

Part No.	Description		
FPG540	1967-68 Chevrolet	each	27.95
FPG541	1969-70 Chevrolet	each	27.95
FPG542	1971-72 Chevrolet	each	27.95
FPG543	1967-68 GMC	each	27.95
FPG544	1969-72 GMC	each	27.95



• Grille, Billet Style "Insert"

The latest in a custom bar type grille. FP238 is made of aircraft quality, high polished aluminum. Consists of 18 fine horizontal bars fitting nicely in the grille bezel between the headlight bezels. A quality accessory to change your trucks appearance.

Part No.	Description		
FP238	1969-72 Chevrolet, Billet aluminum. Made in USA!	each	224.95
FPG342	1969-72 Chevrolet, chrome plated billet steel.....	each	195.15

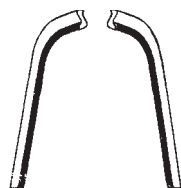


• Grille, Billet Style "Complete"

A very attractive custom grill that replaces the total original. The outer housing is chrome steel. The inner insert is .4mm chrome billet steel. A real eye catcher!
NOTE: Inquire about acquiring these two parts individually.

Part No.	Description		
FPG340	1969-72 Chevrolet	each	545.00

FRONT TRIM & MOLDINGS



• Front Fender Trim, Chevrolet and GMC

Secures to the front edge of your fender to harmonize with grille.

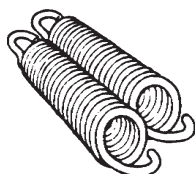
Part No.	Description		
*TR178L	1967-68 Left Chevrolet and GMC	each	24.75
*TR178R	1967-68 Right Chevrolet and GMC.....	each	24.75
TR289L	1969-72 Left GMC only.....	each	59.95
TR289R	1969-72 Right GMC only	each	59.95

*TR178L and TR178R was originally on deluxe 1968 models, but will fit 1967 perfectly.

FRONT PARTS



GMC



• Hood Front Edge Trim Molding

Originally on 1968 only, however, it perfectly fits 1967. Use with TR178L and TR178R.

Part No.	Description	
TR177	1967-68.....	each 58.00

• Front Hood Die Cast Chrome Letters

Attaches to front edge of hood.

Part No.	Description	
TR179	1967-68 Chevrolet letters, from original tooling.....	set 35.75
TR247	1968-72 GMC letters, from original tooling.....	set 59.95

• Front Die Cast Chrome Bowtie Emblems

All from original GM tooling.

Part No.	Description	
*TR180	1967-68 Secures to grille, red Bowtie.....	each 39.50
*TR181	1969-70 Secures to hood, blue Bowtie.....	each 39.50
TR182	1971-72 Secures to grille, blue Bowtie.....	each 44.95

HOOD RELATED ITEMS,

(For hoods, see SHEET METAL section.)

• Hood Latches, Chevrolet

Secures hood in closed position.

Part No.	Description	
FP540	1967-68.....	each 49.95
FP541	1969-70.....	each 49.95
FP542	1971-72.....	each 49.95

• Hood Hinges

Without springs.

Part No.	Description	
FP198R	1967-72 Right, from GM tooling.....	each 99.95
FP320L	1967-72 Left, excellent replacement.....	each 39.95
FP320R	1967-72 Right, excellent replacement.....	each 39.95

• Hood Hinge Bolt Kit

Part No.	Description	
FP319	1967-72 Stainless, For both hinges.....	kit 10.50

• Hood Hinge Spring

These springs are designed with the weight of the hood in mind. Help the hinges hold the hood in the open position when it is raised.

Part No.	Description	
FP199	1967-72.....	each 9.50

• Rear Hood to Body Seal

The soft rubber seal that attaches to the cowl. It creates an air and water seal when hood is lowered.

Part No.	Description	
FP232	1967-72.....	each 9.00



FRONT PARTS



• Rear Hood to Body Seal Screws

Special fasteners that secure the hood to body seal rubber. Made just like GM.

Part No.	Description	
CB2281	1967-72.....set	1.40

• Hood Bumper Set

Part No.	Description	
FP200	1967-72 Six items, including hood adjusting bolts.....set	7.95

• Hood Brace Sponge Seals

Fits between hood skin and lower support braces. Stops vibration.

Part No.	Description	
FP182	1960-72 7 piecesset	12.95

MISCELLANEOUS FRONT PARTS

• Fender Welt - Rear

A popular extra placed between rear fender and bedside.

Part No.	Description	
FP237	1954-72 Black, Stepside pickup..... pair	18.90

• Inner Fender Dust Shield Kit

Fits between inner fender and firewall. Includes staples.

Part No.	Description	
FP665	1967-72.....set	15.00

• Park Brake Cable Firewall Grommet

Prevents metal to metal contact where cable enters cab.

Part No.	Description	
FP223	1967-72.....each	3.00

• Radiator Support Housing , Chevrolet Only

The large stamped metal housing that holds the radiator, headlights, grille, etc.

Part No.	Description	
FPR311	1967-68 1/2, 3/4, and 1 ton.....each	199.95
FPR310	1969-72 1/2, 3/4, and 1 ton.....each	199.95

• Radiator Support Housing Patch Panel

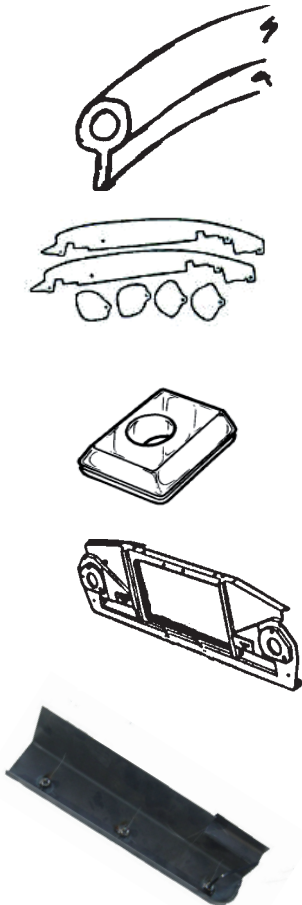
The large radiator support above is often has major rust below the battery. This formed patch allows you to repair your housing with out removing it from your truck. Saves body shop repairs.

Part No.	Description	
FPR295	1967- 72each	47.50

• Radiator Support Housing Bushings

The large radiator support sits on two right angle brackets rivited to the front cross member. Two bushings per side 1969-72 prevents metal to metal contact. We have the proper style. One set per truck.

Part No.	Description	
FPR280	1960-68 Bolts,pads,washers,and nutsset	25.00
FP194	1969-72 Upper and lower bushings, 4X2 and 4x4.....set	38.50



FRONT PARTS

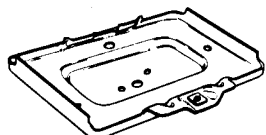


MISCELLANEOUS FRONT PARTS (continued)

• Radiator Retainer Bracket (Heavy Duty)

Part No.	Description	
FPF100	1966-72 with factory air.....each	19.95

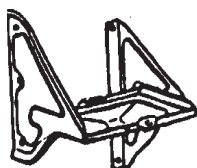
BATTERY RELATED ITEMS



• Battery Tray

When rust and battery corrosion has ruined your tray, this is an economical fix. If your box sides are good you may want to use this repair.


Part No.	Description	
FP204	1967-72.....each	18.75



• Battery Tray Assembly with Sides

Just like GM. Assembled, painted, and ready to install. Includes FP204.

Part No.	Description	
FP231	1967-72 Without air.....each	52.50
FP231A	1967-72 With air (has bracket for freon hoses).....each	62.50



• Battery Hold Down Clamp or Wedge with Special Bolt

Attaches to tray to hold battery in place. Stamped steel as original.

Part No.	Description	
FP224	1967-72.....each	3.40


*Double- wall build
gives you
a truck within a truck.*



HIGH PERFORMANCE

HIGH PERFORMANCE SPEED EQUIPMENT

Our company continues to expand in the field of modern brakes, suspension, fuel systems, etc, for the older trucks. Many customers request updated chassis parts, so we continually add new modifications as they become available. The following items in this section reflect the demand for these upgrades. Most require limited time to install and have already been given the major modifications and testing to fit your truck.



• Dual Exhaust Headers, "Small Block V-8"

Our quality, tubular steel headers lower back pressure and give that special sound only found on a dual system.

Part No.	Description	
HP145	1966-72.....set	240.00

Cast Iron: An in demand era performance accessory. Allows your engine to breath and gives that famous six cylinder purr. Includes special installation kit. Have your pipes formed to fit.

Part No.	Description	
HPH631	1963-72 Chevrolet 230, 250, and 292 inline six cylinder.....set	359.95

• Intake Manifold, Six Cylinder Four Barrel

Our Ram-Flow 4 Barrel Aluminum Manifold was originally designed as a performance intake. After the recent development of small four barrel carburetors (390-400 cfm), this 4 barrel intake assembly has proven to be the ultimate low RPM assembly for older six cylinder engines used on today's roads. The small 4 barrel carb and manifold actually get better mileage and more power than most 2 barrel carbs. This Ram-Flow 4 Barrel Intake Manifold has been designed to increase the performance and driveability of your vehicle and, at the same time, retain (and in most cases, improve) good fuel economy. This has been accomplished by attaining equal fuel-air distribution to each cylinder. Also included is a 4 barrel mounting plate, which accepts any Holley or Carter AFB with a square bolt pattern.




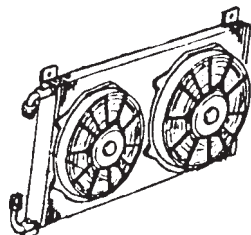
This manifold has a new feature that makes it even better in cooler weather. An interior water flow system has been added. Hot water from the engine passes through the unit and warms the gasoline leaving the carburetor. Water line fittings included.

Part No.	Description	
HPM541	1963-72 Chevrolet and, GMC six cylinder engines.....each	425.00

• Rebuilding The Small Block Chevy

Part No.	Description	
LI574	See Literature Section for full decription.....each	26.95





HIGH PERFORMANCE SPEED EQUIPMENT (continued)

• Radiator/Condenser Dual Fan Assembly

We carry this custom dual fan assembly designed just for the 1967-72. Its housing secures to the radiator support in the same places as the removed fan shroud. Eliminates the original belt driver fan and cools better. One fan operates with the key switch, the other begins at a preset coolant temperature. Includes housing, dual fans, wiring, heat sensor system, mounting brackets, etc.


Part No.	Description	
ME876	1967-72 With shroud, etc.....kit	365.00



• Air Filter with Dry Element, Chrome

For the custom truck using the original carburetors. Beautiful flat type.

Part No.	Description	
HP120	6-1/2" diameter, six cylinder.....each	29.50
HP148	14" diameter, V-8.....each	51.25
HP149	14" diameter, chrome with Chevrolet letters, V-8.....each	67.75



• Alternator, Late Model Style

Designed to replace the original alternator with remote voltage regulator. Has internal voltage regulator and a charging capacity over 70 amps. Negative ground only. Rebuilt. No core charge.

Part No.	Description	
REHP136	Negative ground.....each	84.50



• Coil, High Performance

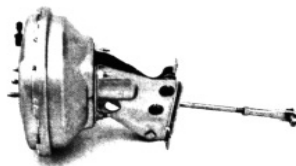
Designed for the higher RPM engine. Excellent with the Mallory dual point distributor below. Will **NOT** work with the HEI distributor.

Part No.	Description	
HP139	6 cylinder.....each	64.95

• Distributor, Mallory

A heavy duty dual point unit specially made for your GM six cylinder engine when you desire performance.

Part No.	Description	
HP138	6 cylinder.....each	369.95



• Drum To Drum Power Booster

Simply add this booster to your current master cylinder and begin stopping easily. You drill only three 3/8" holes and bolt in. Unit comes assembled with mounting brackets, and brake pedal rod end adjuster.

Part No.	Description	
HP600	1967-70 1/2, 3/4, and 1 ton, included in HP595.....kit	289.00

• 1963-70 Drum to Disc Conversion Kits, Complete

This total kit includes HP553 and also provides the master cylinder, power booster, proportioning valve, and mounting hardware. Uses 5 on 4 3/4 lug GM wheels.

Part No.	Description	
HP545	1963-70 1/2 Tonkit	799.00



HIGH PERFORMANCE

HIGH PERFORMANCE SPEED EQUIPMENT

• Disc Brake Kit (Without Master Cylinder Items)

Everything you need to equip your existing front end with modern disc brakes. Includes conversion kit below, plus modern bearings, seals, rotors, rebuilt calipers, brake pads, etc. Use your original spindles. Saves you time and money from gathering modern parts locally! Does not include a booster or master cylinder. Uses 5 lug GM wheels with 4-3/4" bolt circle.

Part No.	Description	
HP553	1963-70 1/2 ton (included in HP545)	kit 430.00

• Disc Brake Conversion Kit

Use with your existing spindles. A top quality American made bolt-on assembly. Includes caliper mounting brackets, attaching hardware to spindle, bearing adapters which use modern tapered roller bearings, and instructions for using your own late model calipers, five lug rotors, pads, seals and bearings. (Used in complete kits above.)

Part No.	Description	
HP555	1963-70 1/2 ton adapters	each 165.00

• Drum To Disc Complete Kit (Without Master Cylinder and Booster)

When you prefer to modify your front 1/2 ton brakes to the modern disc style, we have the bolt on kit you need. Our "power" disc complete kits include: Rotors, calipers, bearings, pads, four ball joints, spindles, flex hoses, tie rod ends, sleeves, dust caps, banjo bolts, etc.

Part No.	Description	
HP522	1963-70 Power front kit for 5 lug wheels	kit 799.00
HP523	1963-70 Power front kit for 6 lug wheels	kit 825.00
HP524	1963-70 Power front kit for 8 lug wheels	kit 925.00

Note: HP522 results in a 5 on 5 bolt pattern for using more updated 5 lug 1/2 ton wheels, 1971 and newer.

• Power Brake Unit Assembly

It includes a dual chamber master cylinder, proportioning valve kit, mounting brackets, brake pedal rod, and booster.

Part No.	Description	
HP595	1967-70 For drum brakes, front and rear	kit 499.00
HP596	1967-72 For front disc and rear drum brakes	kit 499.00

Note: HP596 is used with HP553, HP522 and HP555.



• Lowering Coil Springs

High quality, good riding, lowering coil springs for your 1963-72 Chevrolet or GMC 1/2 ton truck. These coil springs are available in 2" or 3" drop springs for the front, with 3" or 4" spring for the rear. (Remember the back always sits approximately 1" higher originally. So we recommend 3" or 4" rear max. lowering with springs.) Simple replacement of the front springs give a great ride and look great! These are listed for small block V8. Big block V8 will lower 1" more in front than listed.

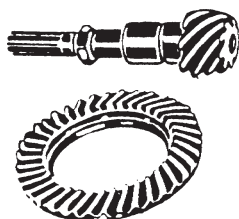
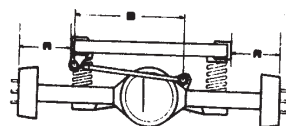
Note: For standard coil springs, see MECHANICAL section.

Front Springs

Part No.	Description	
HP585	1963-72 1/2 ton 2" Lower front	pair 129.95
HP586	1963-72 1/2 ton 3" Lower front	pair 129.95



HIGH PERFORMANCE



HIGH PERFORMANCE SPEED EQUIPMENT (continued)

• Lowering Coil Springs, Rear

Part No.	Description		
HP587	1963-72 1/2 ton 3" Lower rear	pair	129.95
HP588	1963-72 1/2 ton 4" Lower rear	pair	129.95

• Track Bar - Rear 1/2 Ton

This bar has the correct 24" base length and 1/2 ton bushings for stock automatic and 3 speed transmissions.

NOTE: It will also adjust to the correct length if you lower your truck 3" or 4".

Part No.	Description		
HP620	1960-72 Adjustable track bar, 1/2 ton	each	61.50

• Ring and Pinion for Differential, Higher Speed 1/2 Ton

These ring and pinion sets allow your pickup to cruise at highway speeds. They increase the 1963-72 1/2 ton from 3.73 ratio to 3.07 or 2.78. Your trucks personality is now completely changed! While nothing is visible outside, engine RPM is reduced 20% to 30%.

Note: For the standard 3.73 ratio ring and pinion, see MECHANICAL section.

Part No.	Description		
HP201	1963-72 1/2 ton 3.07 ratio	set	249.00

Note: These high speed 3.07 must have a different carrier. Will not attach to your original 3.73 carrier. See next listing or call us for a new or excellent used standard carrier at \$125.00.

• Ring and Pinion Carriers, 1/2 Ton

When installing the two high speed 1/2 ton ring and pinion gear sets above, a special carrier is necessary. We provide these in both standard and positraction. Both are pre-assembled and ready to install in your axle housing after you add the higher speed ring and pinion.

Part No.	Description		
Used	1963-72 Standard carrier-Used	each	inquire!
HP205	1963-72 Positraction carrier	each	499.00
Used	1963-72 Positraction carrier-Used	each	Inquire!

• Front Sway Bar Assembly, 1/2 Ton

These custom designed sway bars are made just for the older GM truck. They give your truck a new personality when taking on a corner at any speed. Even bumps, dips, and potholes seem to be absorbed better by the existing suspension. The ultimate in handling at an affordable price! Easy to install. Kit includes heat treated carbon steel sway bar, poly bushings, brackets, and fasteners.

Part No.	Description		
HP565	1963-72 1-1/4 inch bar assembly	kit	185.00

KNOB

We carry a near full line of excellent dash knobs.
Perfectly replaces those cracked and broken knobs on your truck.

• Headlight Knob

The deluxe knob with stainless center. Will also fit 1967.

Part No.	Description	
KB166	1968-72 With shaft, from GM tooling	each 10.75

• Windshield Wiper Knob

The deluxe knob with stainless center. Will also fit 1967.

Part No.	Description	
KB401	1968-72.....	each 6.95

• Windshield Wiper or Headlight Knob Dash Bezel

Part No.	Description	
KB405	1968-72.....	each 4.95

• Turn Signal Lever Knob

Part No.	Description	
KB165	1961-72 Black.....	each 3.25

• Turn Signal Lever with Knob

Part No.	Description	
KB182	1963-72 Without tilt wheel.....	each 12.75
KB180	1969-72 With tilt wheel.....	each 21.75

• Shift Lever, Chrome 3 speed Automatic

Part No.	Description	
KB451	1967-68.....	each 19.95
KB452	1969-70.....	each 19.95
KB453	1971-72.....	each 19.95

• Gear Shift Knobs - Black

Part No.	Description	
KB281	1967-70 3-speed and automatic	each 7.35
KB282	1971-72 3-speed column shift.....	each 7.35

• Heater and Air Conditioning Lever Knobs

Part No.	Description	
KB172	1967-72 Set of 3, chrome	set 7.95

NOTE: For complete Control Panels See Mechanical - Heater Section.

• Ignition Bezel

Chrome metal threaded ring in dash for securing key switch housing.

Part No.	Description	
KB177	1968-72.....	each 4.80

• Ignition Bezel Spacer

The die cast spacer behind dash that holds the chrome ignition bezel in place.

Part No.	Description	
KB415	1968-72.....	each 4.95

KNOBS



KNOBS, ETC (continued)

• Shift Indicator Dial Lens

The clear dial lens with white letters. Shows shift pattern of turbo-hydromatic transmission.

Part No. Description

CB217	1970-72 Without tilt wheel.....each	7.00
CB212	1970-72 With tilt wheel with overdriveeach	7.00
CB218	1971-72 With tilt wheel.....each	7.00

• Shift Indicator Housing, Black

Surrounds clear dial lens on steering column. (Lens not included. See above.)

Part No. Description

CB320	1971-72 Without tilt wheel (holds CB217).....each	7.00
CB321	1970-72 With tilt wheel (holds CB218).....each	7.50

• Shift Pointer

The small pointer behind the dial on automatic transmission steering column.

Part No. Description

CB223	1970-72 With tilt wheel.....each	9.95
CBS300	1971-72 Without tilt wheel.....each	10.95

• Brake Release Knob

Rectangle with white letters. Inside threads.

Part No. Description

KB167	1969-72 Black.....each	4.50
-------	------------------------	------

• Tilt Wheel Release Lever With Black Knob

Part No. Description

KB168	1969-72.....each	11.95
-------	------------------	-------

• Door Lock Knob Buttons

Part No. Description

KB247	1967-72 Black.....each	4.50
KB170	1967-72 Chrome.....each	5.95

• Fresh Air Knob

For opening the air vent door by inner cowl below dash.

Part No. Description

KB173	1967-72 Black.....each	5.50
-------	------------------------	------

• Cigarette Lighter Assembly

Produced just like original.

Part No. Description

KB175	1968-72.....each	22.60
-------	------------------	-------





LIGHTING

HEADLIGHTS

• Headlight Bezels or Doors

High shine, anodized aluminum. For originality, paint black on 1969-70.

Part No.	Description	
LG256	1967-68 Chevrolet	pair 60.00
LGH400	1969-72 Chevrolet, left and right "Non-GM tooling"	pair 32.00
LGH401L	1969-72 GMC, left chrome.....	each 49.50
LGH401R	1969-72 GMC, right chrome	each 49.50

• Headlight Bezels Screws

Part No.	Description	
LGH300	1969-72 Chevrolet, stainless steel (8 piece).....	set 2.00

• Headlight Sealed Beam Retainer Ring

Part No.	Description	
LG104	1962-72 Chevrolet, stainless steel (single light system)	each 9.50
LGL500	1962-72 GMC, stainless steel (dual light system).....	each 19.65

• Headlight Sealed Beam Socket and Pigtail

Headlight plug and wires that attach to the seal beam bulbs.

Part No.	Description	
LG293	3 prong	each 2.75
LGH250	2 prong for dual headlights, 1958-72 GMC	each 1.95

• Headlight Sealed Beam Adjusters

Plastic bracket with screw.

Part No.	Description	
LG258	1958-72 GMC dual headlights systems	each 2.00
LG271	1962-70 Chevrolet single headlights systems	each 2.00
LG279	1971-72 Chevrolet single headlights.....	each 2.30

• Headlight Adjusting Springs

Part No.	Description	
LGH472	1960-61 Chevy and 1960-66 GMC	each 3.90
LGH471	1969-72	each .45

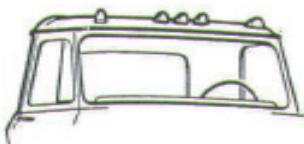

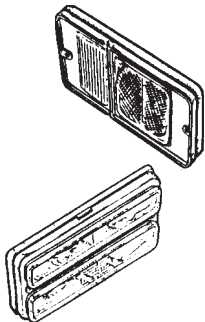
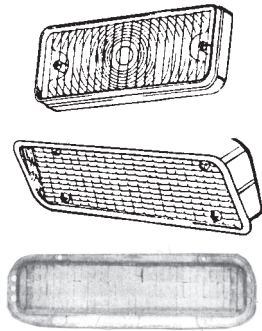
PARKLIGHTS

• Parklight Assemblies - Chevrolet Only

Complete with housing, lens, bulb, and wiring. Ready to install.

Part No.	Description	
LGP620	1967-68 Left	each 49.75
LGP621	1967-68 Right	each 49.75
LGP622	1971-72 Left	each 49.75
LGP623	1971-72 Right	each 49.75

LIGHTING



PARKLIGHTS (CONTINUED)

• Parklight Lenses - Just Like Original

Part No.	Description	
LG198L	1967-68 Chevrolet, amber, left.....each	9.05
LG198R	1967-68 Chevrolet, amber, righteach	9.05
LGL610	1967-72 GMC, amber, left or righteach	19.50
LG246L	1969-70 Chevrolet, clear, as original, left.....each	7.50
LG246R	1969-70 Chevrolet, clear, as original, righteach	7.50
LG199L	1971-72 Chevrolet, amber, left.....each	8.00
LG199R	1971-72 Chevrolet, amber, righteach	8.00

Note: The clear lenses LG246L and LG246R should have the amber park light bulbs behind them as original. See LGL600.

• Parklight Lens Gaskets

Part No.	Description	
LG260	1967-68 Chevrolet pair	3.95
LG200	1969-70 Chevrolet pair	3.95
LG201	1971-72 Chevrolet pair	3.95
LGP415	1971-72 GMC pair	3.95

SIDE MARKER LIGHTS

• Side Marker Light Assemblies

Includes lens, housing and gasket.

Part No.	Description	
LG261	1968-72 Front, ambereach	9.35
LG262	1968-72 Rear, redeach	9.35
LG272	1968-72 Front, amber. Nice reproduction of LG263each	10.35
LG273	1968-72 Rear, red. Nice reproduction of LG264each	10.35

NOTE: The double ring style marker lights were original on the most deluxe 1969-72 trucks. All interchange between 1968-72.

• Side Marker Light Gasket

Fits front or rear. Included in assemblies above.

Part No.	Description	
LG287	1968-72.....each	1.00

• Side Marker Light Socket and Pigtail

Part No.	Description	
LGH252	1968-72each	2.25

• Roof Marker Light Lens, Round

When your cab roof is set up for these GM clearance light lenses. Often on 1 ton and larger. These are authentic for 1970-72, not the tear drop shaped as other applications.

Part No.	Description	
LGL602	1970-72 Amber, from GM toolingeach	14.50



LIGHTING

• Roof Marker Light Lens Gasket

Part No.	Description	
LGL205	1967-72 Use under LGL602	each 6.95

STEPSIDE TAILLIGHT ITEMS

• Complete Taillights for Stepside Pickups

These authentic 6" diameter taillights are complete with wiring, sockets, housing, rubber boot, gasket, and plastic red lens, less mounting bracket. Black housing as original.

Part No.	Description	
LG238	1967-72	each 30.00
LG238BD	1967-72 With blue dot in lens	each 36.50

• Taillight Lens

Plastic red lens as original.

Part No.	Description	
LGL201	1967-72 High quality reproduction	each 5.00

• Taillight Lens Gaskets

Part No.	Description	
LG265	1967-72 Stepside	each 1.95

• Taillight Brackets

Attaches taillight to truck.

Part No.	Description	
LG253	1967-72 Left, black	each 8.95
LG291	1967-72 Right, black	each 8.95
LGB302L	1967-72 Left, stainless	each 15.00
LGB302R	1967-72 Right, stainless	each 15.00

• Taillight Wiring Loom

Protects wiring that extends from lights.

Part No.	Description	
LG280	1960-72 split rounded plastic	foot .85
LGL100	1967-72 stainless, with ends (3/8" x 18")	each 4.95

• Taillight Wiring Loom Grommets

Fits in frame hole near taillight to protect wiring.

Part No.	Description	
LG1061	1941-72	pair 2.75

FLEETSIDE AND SUBURBAN TAILLIGHT ITEMS

• Taillight Lens - Red Plastic

Part No.	Description	
LG202	1967-72 Fleetside and Blazer	each 7.50
LGL616	1967-72 Suburban and Panel only	each 19.50

• Taillight Lens - Clear Plastic

Just like LG202 above but without the red dye. For the custom truck. Includes red taillight bulb.

Part No.	Description	
LGL670	1967-72 Fleetside and Blazer	pair 24.50



LIGHTING



FLEETSIDE AND SUBURBAN TAILLIGHT ITEMS (continued)

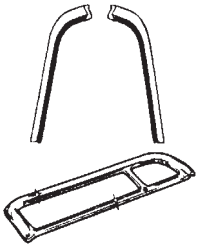
• Taillight Housing

Part No.	Description	
LGL668	1967-72 Fleetside	each 19.95



• Taillight Lens Gasket

Part No.	Description	
LG233	1967-72 Fleetside and Blazer	each 1.90



• Taillight Bezels

High shine, anodized aluminum as original. For deluxe models with tailgate trim.

Part No. Description

LG267L	1967-68 Left bezel frame, Fleetside	each 22.00
LG267R	1967-68 Right bezel frame, Fleetside	each 22.00
LG234L	1969-72 Left bezel frame, Fleetside	each 14.50
LG234R	1969-72 Right bezel frame, Fleetside	each 14.50



• Taillight Bezel Clip

Metal push-in clip to secure the original trim bezel, LG234 and LG267.

Part No. Description

TR269	1967-72 Fleetside	each .55
-------	-------------------------	----------


LICENSE LIGHT & BACK-UP LIGHT ITEMS

• License Light Assembly Bracket,Rear

Heavy steel plate that attaches to factory rear bumper. Fleetside, Stepside, Suburban, or Blazer. From GM tooling.

Part No. Description

MS218	1967-72	each 29.50
-------	---------------	------------



• License Light Assembly, Rear

Used with fleetside or stepside rear bumpers. Includes lens, socket, housing, wire, etc. Attaches to MS218.

Part No. Description

LG266	1967-72	each 25.00
-------	---------------	------------



• Back-Up Light Assembly

Includes round lens, plated base, socket, and pigtail.

Part No. Description

LG274	1967-72 Stepside	each 31.50
-------	------------------------	------------

• Back-Up Light Housing, Fleetside

Part No. Description

LGL664L	1967-72 left	each 19.95
LGL664R	1967-72 right	each 19.95

• Back-Up Light Bracket

Attaches LG274.

Part No. Description

LG415L	1967-72 Stepside, left	each 9.95
LG415R	1967-72 Stepside, right	each 9.95





LIGHTING

• Back-Up Light Lens

Part No.	Description	
LG275	1967-72 Stepside, left or right.....each	4.25
LG235L	1967-72 Fleetside and Blazer, lefteach	5.75
LG235R	1967-72 Fleetside and Blazer, righteach	5.75
LGL153	1967-72 Suburban and Panel, right or left.....each	9.95

• Back-Up Light Lens Gaskets

Part No.	Description	
LG601	1967-72 Stepside..... pair	1.90
LG600	1967-72 Fleetside and Blazer pair	1.90

DOME AND CARGO LIGHT ITEMS

• Dome Light Assembly

Includes housing, and lens with horizontal ridges.

Part No.	Description	
LGD150	1955-72 Chevrolet and GMC, white housingset	12.00
LGD151	1955-72 Chevrolet and GMC, chrome housingset	15.00

• Dome Light Lens

Part No.	Description	
LG193	1955-72 Has horizontal ridges as original on 1960-72. Included in assemblies above.....each	4.00

• Dome Light Wiring and Socket

Part No.	Description	
LG152	1955-72 Use with LGD150, and LGD151 each	14.95

• Cargo Light Assembly - Chrome

The optional exterior light above the rear window. Includes housing, lens, bulb, and rubber housing gasket. Exact as original.

Part No.	Description	
LG268	1970-72 Will also fit 1967-69set	45.00

• Cargo Light In-Cab Switch

Part No.	Description	
LG560	1970-72.....each	15.00

• Cargo Light Lens

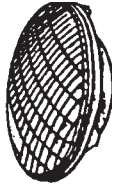
Part No.	Description	
LG269	1970-72 Clear (Included in LG268).....each	13.60

• Cargo Light Mounting Pad

Fits between the body and light housing.

Part No.	Description	
LG270	1970-72 (Included in LG268)each	9.80

LIGHTING



LIGHT BULBS, TWELVE VOLT

• Headlight Sealed Beam

Part No.	Description	
LGB120	Chevrolet Single Light System	each 13.95
LGB126	GMC Dual Light System inner	each 6.50



• High Beam Indicator, Ignition Switch, and Glovebox

Part No.	Description	
LG289	1 candle power.....	each 1.45

• Parklight, Taillight, and Brake Light

Part No.	Description	
LG285	3 and 32 candle power, double filament	each 1.95

• Parklight - Amber

Part No.	Description	
LGL600	1955-72 3 and 32 candle power, Double filament (original on 1969-70 Chevrolet park lights).....	each 2.95

• Cargo Light

Part No.	Description	
LGB123	1969-72 21 candle power	each 1.45



• Dash Light

Part No.	Description	
LGB137	1967-72 Dash cluster "push in type"	each .85

• Side Marker

Part No.	Description	
LGB135	1968-72	each .95

•Dome Light

Part No.	Description	
LGB136	1960-72 Tubular shape, push in type	each 1.40



•LED Light Bulb


We now stock the popular 12 volt LED bulbs with 12 diodes that are brighter and last much longer than conventional units. They replace turn signal or stop light #1157 bulbs.

Part No.	Description	
LGB141	Amber	each 11.95
LGB140	Red	each 11.95





LITERATURE



Shop Manuals

Exact reprints of the large original factory shop manuals in full size. Originally issued to all Chevrolet dealership mechanics. A must if you are restoring or just driving your truck. One of our better selling items. For Chevrolet, but excellent for GMC.

• Chevrolet, Series 10 thru 60

Part No.	Description		
LI170	1967	each	25.50
LI171	1968	each	25.50
LI172	1969	each	25.50
LI173	1970	each	25.50
LI174	1971	each	25.50
LI175	1972	each	25.50

ACCESSORY LISTINGS

These are great help to identify NOS accessory parts for your year and model. Their numbers are not listed in most other books and cover all truck models. Chevrolet only, but similar to GMC.

Part No.	Description		
LI527	1967	each	2.50
LI528	1968	each	2.50
LI529	1969	each	2.50
LI530	1970	each	2.50

ACCESSORY SALES BROCHURES

Pictures most dealer installed accessories for that year. Originally in dealers showrooms. Full color. A must for the perfectionist.

Part No.	Description		
LIA67	1967 Chevrolet.....	each	8.95
LIA69	1969 Chevrolet.....	each	8.95
LIA72	1972 Chevrolet.....	each	8.95


OWNER'S MANUALS

Exactly as original. Explains operations, controls, maintenance, tire pressure, weights, load capacities, etc. Every truck had one of these in the glovebox when new. An item to always have with your truck. Almost exact for GMC.

• Chevrolet

Part No.	Description		
LI464	1967	each	8.50
LI465	1968	each	8.50
LI466	1969	each	8.50
LI467	1970	each	8.50
LI468	1971	each	8.50
LI469	1972	each	8.50

LITERATURE



MANUALS, MISCELLANEOUS

• Bed Assembly Pamphlet

Manual giving details on assembling a GM factory stepside pickup bed from the ground up. Detail descriptions, trivia, and sketches for the perfectionist. Also good for wood bottom fleetsides.

Part No.	Description	
LIP123	GM Stepside	each 3.95

• Factory Assembly Manual

A Chevrolet reprint explaining sheet metal, body, and some mechanical assembly on new trucks. A must for an authentic restoration. Also good for GMC owners.

Part No.	Description	
LIA176	1967-72	each 39.95

• Casting Number Guide

Finally, we have found a listing of the GM casting numbers for small block V-8's from 1955-99. This 94 page, pocket size booklet lists the numbers on blocks, heads, intakes, exhausts, and water pumps. No more guessing at swap meets or salvage yards! Positively identify your small block V-8. A must for the perfectionist.

Part No.	Description	
LI188	1955-99	each 15.00

• Booklet of GM Truck Illustrations


We have available a collection of professional line illustrations of General Motors Trucks, between 1929-1972 by artist Bryant J. Stewart. The booklet includes thirteen pages of individual line drawings in print form on heavy paper and ring bound. It is a great addition for the GM Truck enthusiast. Bryant's works are shown on various pages throughout this catalog.

Part No.	Description	
LI531	Pen and ink drawings.....	each 27.50

• Power Manual, Chevrolet / GMC Inline Six Cylinder

Everything you need to know when rebuilding the 230, 250 and 292 inline six cylinder for power on the street, strip or other racing applications. Copyright in 2002. This 53 page detailed book shows fine details on building this engine to high performance standards.

Part No.	Description	
LI591	1963-72 Inline six.....	each 29.95



LITERATURE

• Rebuilding The Small Block Chevy

One of the best books on rebuilding the 265, 283, 327, and 350 small block V-8. Includes 650 photos and a two hour DVD to make your rebuilding a success.

Shows performance upgrades, engine removal and installation, how to avoid costly mistakes, tips from master mechanics, selecting the correct parts, and getting quality machine work.

A must if you will be restoring a small block Chevy. The detailed 150 pages will simplify your job and make communication with your mechanic much easier.

Part No.	Description	
LI574each	26.95

Sales Brochures

Full color folder. Exact reprint of the original dealer's advertising foldout. These brochures are approximately 8-1/2" to 19" x 27-1/2" depending on year.

• Light Duty Chevrolet Trucks



Part No.	Description	
LIB67	1967	each 9.75
LIB68	1968	each 9.75
LIB69	1969	each 9.75
LIB70	1970	each 9.75
LIB71	1971	each 9.75
LIB72	1972	each 9.75

• Chevrolet Blazer

Part No.	Description	
LIB100	1969	each 9.75
LIB101	1970	each 9.75



Cab components prior to assembly at factory.

An exploded view diagram of a truck cab assembly. The components are shown in a disassembled state, floating in the air. The parts include the hood, grille, fenders, front and rear body panels, side mirrors, and various smaller trim pieces. The diagram is rendered in a technical, line-art style with a light blue background.



MECHANICAL

BRAKE PARTS

• Master Cylinder - New

Part No.	Description	
ME645	1967-70 3/4 ton, drum brakes.....each	62.15
ME646	1971-72 1/2 ton, power disc brakes.....each	53.00
ME647	1971-72 3/4 ton, power disc brakes.....each	45.00

• Master Cylinder Cap Rubber Seal

Part No.	Description	
ME832	1967-70 1/2 and 3/4 ton. Stops leakseach	7.35

• Master Cylinder Power Booster Check Valve

A new freshly plated valve. Connects to vacuum line and plugs into firewall mounted booster. Includes booster grommet. For the perfectionist!

Part No.	Description	
ME996	1960-72 Chevrolet and GMCeach	7.50

• Wheel Cylinders, New - Front

Note: We have most wheel cylinders up to 2 ton. Inquire about sizes not listed.

Part No.	Description	
ME3311	1960-70 3/4 ton, lefteach	42.50
ME3321	1960-70 3/4 ton, right.....each	40.95
ME328	1964-70 1/2 ton, lefteach	25.95
ME329	1964-70 1/2 ton, right.....each	25.95

• Wheel Cylinders, New - Rear

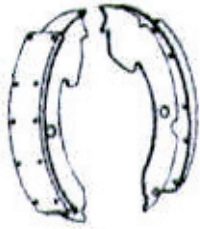
Part No.	Description	
ME324	1955-72 1/2 ton, left (4X2 and 4x4)each	21.75
ME325	1955-72 1/2 ton, right (4X2 and 4x4)each	21.75
ME333	1964 late-70 3/4 ton, left with coil springs.....each	31.00
ME334	1964 late-70 3/4 ton, right with coil springs.....each	31.00

• Wheel Cylinder Repair Kits

Part No.	Description	
ME336	1951-70 1/2 ton, front and 1953-70 3/4 ton front or rear (1-1/8" bore)kit	9.95
ME337	1951-72 1/2 ton, rear (1" bore).....kit	9.95

• Wheel Cylinder Bleeder Screws

Part No.	Description	
ME135	Steel, as originaleach	2.50
ME339	Stainless steel, will never rust.....each	4.95

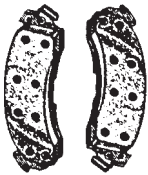


BRAKE PARTS (continued)

• Brake Shoes with New Linings

Plus core charge.

Part No.	Description	
ME4142	1965-70 1/2 ton front (Must have core!)	set 42.50
ME4141	1965-72 1/2 ton rear (No core charge!)	set 42.50
MEB121	1967-70 3/4 ton front, and 1960-72 3/4 ton rear with 11" drums	(Must have core!) set 39.75
MEB120	1964-70 3/4 ton rear, with optional 12" drums and leaf springs (Must have core!)	set 39.75
ME140	Core charge for ME4142 (Must have core!)	core 25.00
ME299	Core charge for MEB120,121 (Must have core!)	core 35.00



• Disc Brake Pads

We stock the best pads available! Made in the USA. Modern high-tech material reduces dust and noise. Keep deluxe wheels cleaner. Lasts much longer than standard quality and eliminates most dust stains on your expensive wheels.

Part No.	Description	
ME621	1971-72 Front 1/2 and 3/4 ton	set 29.50



• Brake Hoses - Front

Two required per truck.

Part No.	Description	
ME704	1967 1/2 and 3/4 ton 4X2	each 15.95
ME705	1968 1/2 and 3/4 ton 4X2	each 15.95
ME706	1969-70 1/2 and 3/4 ton 4X2	each 15.95
ME650	1971-72 1/2 ton 4X2 (disc brake)	pair 49.95
MEB139	1971-72 3/4 and 1 ton 4X2 (disc brake)	pair 49.95
ME708	1971-72 1/2 and 3/4 ton 4x4	each 37.90



• Brake Hoses - Rear

One required per truck.

Part No.	Description	
ME864	1967-70 1/2 ton and 1971 3/4 ton, with coil springs	each 28.25
ME867	1967-70 1/2 and 3/4 ton, with leaf springs	each 28.25
ME865	1971-72 1/2 ton, with coil springs	each 42.95
ME866	1971-72 1/2 ton and 1971 3/4 ton, with leaf springs	each 32.80
ME868	1972 3/4 ton, with leaf springs and 127" wheel base	each 28.25



• Brake Hose Securing Clips

MEB100	All years	each .95
--------	-----------	----------



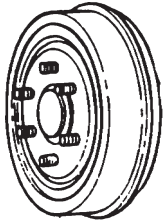
• Brake Adjustment Hole Plugs

Fits in backing plate of drum brakes.

Part No.	Description	
ME145	1938-72 Rubber push-in type	each .60



MECHANICAL



BRAKE PARTS (continued)

• Brake Drums - Front

Part No.	Description		
ME151	1951-70 1/2 ton 4X2	each	54.50
ME421	1960-70 3/4 and 1 ton 4X2	each	79.95

• Brake Drums - Rear

Part No.	Description		
ME151	1951-70 1/2 ton 2wd	each	54.50
ME4222	1960-70 3/4 ton 2wd, with coil springs.....	each	145.00
ME4221	1965-70 3/4 ton 2wd, with leaf springs	each	145.00
ME4225	1971-72 1/2 ton 2wd	each	45.75
ME4224	1971-72 1/2 ton 4x4	each	89.00

• Park Brake Cables

For trucks with manual, powerglide, and T-350 transmission.

Front

Part No.	Description		
MEB305	1966-70 1/2 ton.....	each	39.20
ME841	1969-72 3/4 ton longbed with coil springs.....	each	62.15
MEB296	1967-68 1/2 and 3/4 ton 4x4	each	64.80
MEB297	1969-72 1/2 and 3/4 ton 4x4	each	77.00
MEB298	1969-72 1 ton, Longhorn, 133" wheelbase	each	43.75

Intermediate, Manual and T-350 Transmission

Part No.	Description		
ME834	1966-72 1/2 ton, short bed 4X2, 115"wb.....	each	34.50
MEB304	1966-72 1/2 ton, long bed 4X2, 127"wb.....	each	35.50
ME776	1969-72 3/4 ton 4X2,with coil springs.....	each	18.10
MEB302	1971-72 3/4 and 1 ton, Longhorn 133" wb 4X2	each	24.50

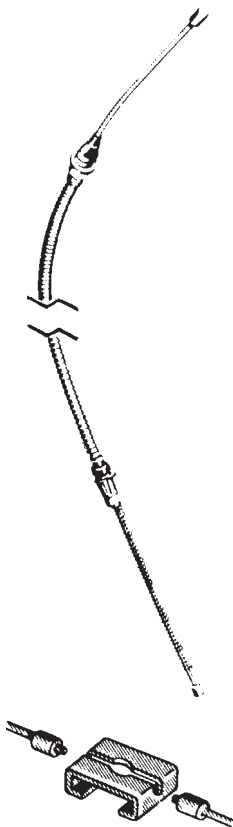
Rear, Manual and T-350 Transmission

Part No.	Description		
MEB312	1966-72 1/2 ton with coil springs (vinyl wrap) 4X2	each	23.95
MEB700NS	1966-72 3/4 ton, with coil springs 4X2.....	each	39.55
MEB701NS	1962-70 3/4 ton, with leaf springs 4X2.....	each	36.95
MEB109	1966-72 1/2 Ton longbed with leaf springs 42" (Must have your core!) 4X2	each	81.95
MEB295	1967-68 K-10, 127" wheel base 4x4	each	64.80

• Park Brake Cable Connectors

Small connectors that attach rear to intermediate brake cable.

Part No.	Description		
MEB280	1966-72 Two per truck	each	2.65






BRAKE PARTS (continued)

• Park Brake Cable Equalizer Bracket

Attaches to front of intermediate cable. From original tooling.

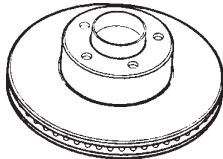
Part No.	Description	
MEB107	1966-72.....	each 5.50



• Park Brake Cable Firewall Grommet

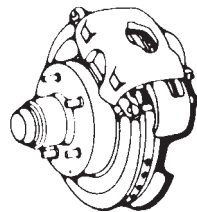
Prevents metal to metal contact where cable enters cab.

Part No.	Description	
FP223	1967-72.....	each 3.00



• Disc Brake Rotor

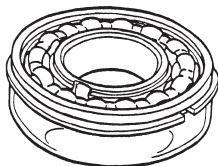
Part No.	Description	
ME622	1971-72 1/2 ton, for 5 bolt wheels.....	each 39.95
MEB165	1971-72 3/4 and 1 ton, for 8 bolt wheels.....	each 79.50



• Disc Brake Calipers Fulley Loaded - Rebuilt

Included pads and mounting bolts. Ready to install. Plus core charge.

Part No.	Description	
REME091	1971 Left 1/2, 3/4, and 1 ton 4X2.....	each 47.00
REME090	1971 Right 1/2, 3/4, and 1 ton 4X2.....	each 39.00
REME092	1972 Left 1/2, 3/4, and 1 ton 4X2.....	each 47.00
REME093	1972 Right 1/2, 3/4, and 1 ton 4X2.....	each 47.00
REME094	1971-72 Left 1/2 and 3/4 ton 4x4.....	each 53.50
REME095	1971-72 Right 1/2 and 3/4 ton 4x4.....	each 53.50
ME639	Core charge for above brake calipers.....	core 8.00



• Wheel Bearings with Race - Front

Part No.	Description	
ME625	1962-70 1/2 ton, outer.....	each 6.95
ME624	1962-72 1/2 ton, inner.....	each 9.75
ME6251	1963-72 3/4 ton and 1971-72 1/2 ton, outer.....	each 6.90

• Wheel Bearings with Race - Rear

Part No.	Description	
ME435	1946-72 3/4 and 1 ton, inner, except Spicer.....	each 47.50
ME392	1946-72 3/4 and 1 ton, outer, except Spicer.....	each 47.75
ME626	1963-72 1/2 ton with coil springs.....	each 16.95



• Wheel Seals - Front

Part No.	Description	
ME641	1962-70 1/2 ton 4X2.....	each 12.50
ME906	1963-72 3/4 ton 4X2.....	each 10.95
ME694	1971-72 1/2 ton 4X2.....	each 2.95

• Wheel Seals - Rear

Part No.	Description	
ME304	1946-72 3/4 and 1 ton.....	each 10.75
ME628	1965-72 1/2 ton.....	each 5.50



MECHANICAL

CLUTCH AND TRANSMISSION

• Clutch Kits - New

For those wanting all new parts, we offer complete kits for your older truck. Includes pressure plate, clutch disc, throw-out bearing, alignment tool, pilot bushing, and spline tube. No core charge. For diaphragm type clutches.

Part No.	Description	
MEE251	11" Normally with 4 speeds 1963-72 1/2 ton Heavy Duty	set 219.95

• Clutch Discs - New

Diaphragm type. No core charge.

Part No.	Description	
MEE255	10" Normally with 3-speeds 1954-72 1/2 ton	each 75.50

• Clutch Disc - Rebuilt

For use with diaphragm type pressure plate. Plus core charge.

Part No.	Description	
ME105	10" Normally 1954-72 1/2 ton, standard	each 90.00
MEE281	11" Normally 1957-72 Heavy Duty	each 90.00
ME106	Core charge for ME105 and MEE281	core 45.00

• Clutch Pressure Plates - New

Diaphragm type. No core charge.

Part No.	Description	
MEE284	11" Normally with 4 speeds 1963-72 Heavy Duty	each 98.00

• Clutch Pressure Plates - Rebuilt

Diaphragm type. Plus core charge.

Part No.	Description	
ME110	10" Normally 1954-69 1/2 ton	each 159.95
MEE282	11" Normally 1963-72 Heavy Duty	each 134.75
ME111	Core charge for ME110 and MEE282	core 55.00


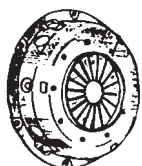
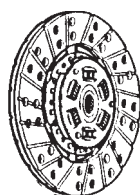
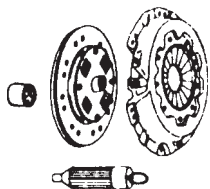
• Clutch Release Bearing with Housing, Diaphragm Type

Part No.	Description	
ME113	1938-72 Throwout bearing, 1-7/8 inch long, 6 cylinder and V-8	each 35.00
ME1131	1966-72 For most mid-size V-8's (1-1/4" long)	each 24.95

• Clutch Release Fork

For diaphragm pressure plates.

Part No.	Description	
ME859	1960-72	each 89.50



CLUTCH AND TRANSMISSION (continued)

• Clutch Release Fork Ball

Threads into bell housing as original. 1-1/2 inches long.

Part No.	Description	
ME767	1955-72 V-8 and 1960-72 Six cylinder, female thread	each 18.50



• Clutch Release Fork Ball Retaining Spring Clip

Part No.	Description	
ME458	1938-72 Fits in clutch release fork	each 2.50

• Starter To Flywheel Ring Gear (168 Teeth)

Correct diameter for placing on your original flywheel.

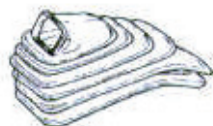
Part No.	Description	
MEE496	1955-72 V-8 and 1963-72 six cylinder	each 29.00



• Clutch Pilot Shaft Bushing

Presses into back of crankshaft.

Part No.	Description	
ME479	1940-72 Six cylinder and V-8	each 4.75



• Clutch Arm Boot

Attaches to bellhousing. Seals out water. Helps to keep road dirt and water off clutch assembly.

Part No.	Description	
ME774	1960-72 Six cylinder and small block V-8	each 14.95

• Clutch Rod Boot

Attaches to firewall.

Part No.	Description	
ME775	1967-72	each 7.35

• Shift Lever Bushings

Tightens loose shift connection at lower lever of steering column.

Part No.	Description	
MEE501	1960-72 Automatic at lower end of column shift (1/2" I.D. x 3/4" O.D.)	each 3.50



• Shift Lever Pin

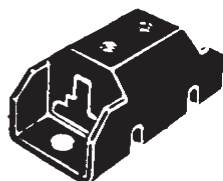
Part No.	Description	
MEE504	1967-72 Automatic and 3-speed	each 6.35



• Transmission Mounting Pad

Secures to bottom of a Chevrolet or GMC 350 hydromatic transmission.

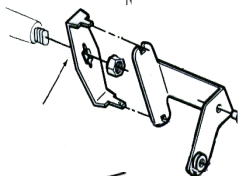
Part No.	Description	
MET101	Chevrolet and GMC	each 8.50



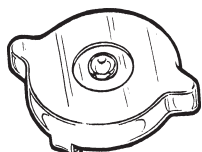
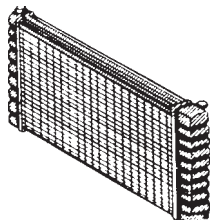
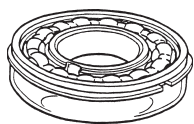


MECHANICAL

Transmission



Left Frame Rail



• Transmission Cooler Lines, Original Steel

Pre-bent with proper fittings. Two wheel drive.

Part No. Description

MET155	1970-72 350 Turbo-hydromatic.....	pair	45.00
MET156	1970-72 400 Turbo-hydromatic.....	pair	45.00

• Transmission, Automatic Control Linkage Parts

Fits between transmission and left frame rail. Powerglide, Turbo 350, and 400.

Part No. Description

MET114	Bracket bolts to frame rail (except big block and 4x4)	each	29.50
MET118	Bracket bolts to frame rail (big block and 4x4).....	each	25.00

• Transmission Bearings, Not Automatic Transmission

Part No. Description

ME301	1938-67 3-speed. Front main input shaft bearing	each	52.50
ME543	1948-67 4-speed. Front main input bearing	each	51.95
ME5441	1955-72 4-speed. Output shaft bearing	each	49.95
ME542	1955-72 3-speed. Rear main shaft bearing	each	50.85
ME7521	1948-67 4-speed. Main output bearing 32 spline	each	49.95
ME541	1968-72 3-speed. Rear main shaft bearing	each	50.85

• Transmission Needle Bearings

Part No. Description

ME7523	1948-67 4-speed. For input shaft. Set of 20	set	11.30
--------	---	-----	-------

• Transmission Rear Seals

Part No. Description

ME469	1948-67 4-speed with open drive line	each	14.95
ME505	1955-72 3-speed Powerglide and 1966-72 Turbo-hydromatic 350.....	each	7.75
MET105	1967-72 Turbo-hydromatic 400.....	each	5.00

• Transfer Case Items - 4x4

Part No. Description

MET115	1967-72 Lever swing bracket bolt.....	each	14.95
MET116	1969-72 Upper mounting bracket grommet	each	7.95
MET117	1969-72 Lower mounting bracket grommet	each	8.95

COOLING SYSTEM

• Radiators (With Transmission Cooler)

Part No. Description

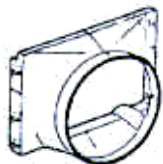
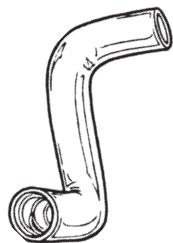
MER836	1967-72 4 core V-8, heavy duty	each	449.95
MER837	1967-72 3 core for both six cylinder and V-8, as original on most pickups	each	449.95

• Radiator Cap

Part No. Description

ME545	1960-72 7 pound rating.....	each	9.50
ME5451	1960-72 13 pound rating.....	each	8.50

COOLING SYSTEMS (continued)



• Radiator Hoses

New black reinforced rubber to perfectly fit your GM truck.

Part No.	Description	
ME612	1967-72 Upper, small V-8 engine.....each	16.95
MEE279	1967-72 Upper, inline six cylinder.....each	20.95
ME613	1967-72 Lower, small V-8 engine.....each	16.95
ME652	1963-69 Lower, inline six cylinder.....each	20.95
ME649	1970-72 Lower, inline six cylinder.....each	18.00

• Radiator Drain Petcock

Part No.	Description	
ME740	Brass 1/4" pipe thread as originaleach	4.75

• Radiator Support Mount Pads

These C-shaped rubber pads secure radiator. Exact as GM made them. Set of four.

Part No.	Description	
ME700	1967-72 4 core heavy duty unit with airset	24.50
ME779	1967-72 3 core regular duty unit without air.....set	13.60

• Radiator Retainer Brackets - Upper

Holds upper mount pads to radiator top. Bolts to top of radiator support housing.

Part No.	Description	
FPF100	1967-72 4 core heavy duty with factory aireach	19.95

• Radiator Fan Shrouds


Made of quality black ABS plastic.

Part No.	Description	
ME780	1967-72 Small block V-8, automatic with air, 4X2.....each	129.95
ME781	1967-72 Small block V-8, automatic, without air, 4X2each	99.95
MER835	1969-72 All big block V-8each	110.00

• Water Pumps

Without pulley. No core charge.

Part No.	Description	
ME546	1963-72 Chevrolet 230 and 250, six cylinder.....each	40.50
MEE405	1963-72 Chevrolet/GMC 292 inline sixeach	39.50
ME547	1955-72 Chevrolet V-8, original 5-5/8" lengtheach	45.20



MECHANICAL

DRIVESHAFT AND DIFFERENTIAL PARTS

• Ring and Pinion, 1/2 Ton

This set perfectly replaces the most popular ratio in the 1/2 ton differential - the 3.73. (For higher 3.07 ratio, see HIGH PERFORMANCE section.)

Part No.	Description	
MEP400	1963-72 1/2 ton 3.73 ratio (12 bolt inspection plate).....set	225.75

• Carrier Bearing and Race

Supports inner end of axle.

Part No.	Description	
MEB272	1946-72 3/4 and 1 ton, inner axle carrier bearing.....each	57.00

• Pinion Bearings and Race

Part No.	Description	
MEP397	1946-72 3/4 and 1 ton. Front pinion assembly. Consists of a pair of bearings and matching race.....set	275.00

• Differential Inspection Plate Bolt Washers

Special copper coated crush washers used under bolt heads that secure inspection plate. These were used by GM to prevent leakage of differential grease.

Part No.	Description	
MEE550	1/2 ton (crush washers)each	1.25


• Differential Positraction Clutch Pack

Part No.	Description	
MEE552	1964-72 1/2 ton and 1969-72 Blazer, all 2wd'sset	112.95

• Differential Housing Cover Gaskets

Part No.	Description	
ME549	1946-72 3/4 and 1 ton.....each	10.50
ME678	1963-72 1/2 ton, with 12 bolt holes.....each	8.50

Chevrolet Trucks!






DRIVESHAFT AND DIFFERENTIAL PARTS

• Drive Shaft Carrier Bearing with Mounting Brackets

Secures two piece drive shaft to under bed cross member.

Part No.	Description	
ME822	1955-72 1/2 and 3/4 ton, longbed with rear leaf springs	each 24.50
ME823	1964-72 1/2 and 3/4 ton, with rear coil springs	each 33.50




ENGINE ELECTRICAL

• Starter Solenoids

Attaches to top of starter.

Part No.	Description	
EL217	1957-72 Six cylinder and V-8	each 13.75




• Alternator Socket Pigtail

Part No.	Description	
ELW125	1963-72 for original style regulator	each 2.45

• Alternator Mounting Brackets

For small block V-8's.

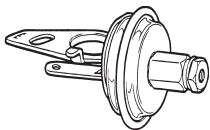
Part No.	Description	
MEE545	1967-72 Upper swing bracket, chrome	each 16.50



• Distributor - Rebuilt

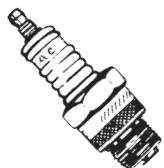
Plus core charge.

Part No.	Description	
REME850	1963-72 Inline six cylinder	each 95.50
REME852	1958-72 Small block V-8	each 115.00
ME268	Core charge for REME850 and REME852	core 30.00



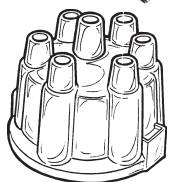
• Distributor Vacuum Advance

Part No.	Description	
MEE320	1958-70 Chevrolet and 1965-70 GMC small block V-8	each 14.95
MEE250	1963-72 Inline six cylinder	each 13.95



• Spark Plugs

Part No.	Description	
ME550	1963-72 Chevrolet six cylinder and V-8	each 4.95



• Distributor Cap

Part No.	Description	
MEE123	1957-72 Chevrolet V-8 283,327, and 350	each 19.75
MEE109	1963-72 Chevrolet inline 6	each 17.50



MECHANICAL

ENGINE ELECTRICAL (continued)

• Distributor Point Set

Part No.	Description	
MEE107	1963-72 Chevrolet inline 6	each 12.95
MEE113	1955-72 Chevrolet V-8	each 10.95

• Distributor Rotor

Part No.	Description	
MEE108	1963-72 Chevrolet inline 6	each 6.50
MEE112	1958-72 Chevrolet V-8	each 5.75

• Distributor Condenser

Part No.	Description	
MEE106	1963-72 Chevrolet inline 6	each 8.50
MEE114	1955-72 Chevrolet V-8	each 6.75

• Temperature Sending Unit

For electric units, brass threaded plug with proper pipe fitting.

Part No.	Description	
ME60612	1955-72 V-8 and six cylinder engine	each 12.50

• PVC Grommet

Fits in valve cover and secures PVC valve.

Part No.	Description	
FPF120	1963-70 V-8 and 6 cylinder	each 6.00

ENGINE COMPONENTS

• Engine Side Mount

Bolts to side of engine.

Part No.	Description	
MEE315	1960-72 V-8 and 1963-72 six cylinder	each 11.95

• Valve Stem Oil Seals

Oil burning in your Chevrolet engine is often due to deteriorated valve stem seals. These seals are inexpensive and not difficult to install. Set includes umbrella and o-rings.

Part No.	Description	
ME5521	1963-72 Six cylinder 230, 250 and 292 (set of 12)	set 7.95
ME5522	1955-67 V-8 265, 283 and 327 (set of 16)	set 9.05

• Lifters - Hydraulic

Part No.	Description	
ME794	1963-72 Chevrolet six cylinder	each 5.10

• Timing Chain

Part No.	Description	
ME821	1960-69 GMC V-6 (chain only)	each 65.50
ME8212	1960-72 Chevrolet V-8 (includes both gears)	each 29.95



ENGINE COMPONENTS (continued)

• Engine Crankshaft Main Bearing Inserts

Part No.	Description	
ME556S1	STD 1955-67 Chevrolet 265 and 283 V-8.....set	56.50
ME556U1	.010 1955-67 Chevrolet 265 and 283 V-8.....set	56.50
ME556U2	.020 1955-67 Chevrolet 265 and 283 V-8.....set	56.50
ME556U3	.030 1955-67 Chevrolet 265 and 283 V-8.....set	56.50

• Harmonic Balancer

Part No.	Description	
HP136	292 six cylinder engines.....each	78.00
HP1361	230, and 250 six cylinder engines.....each	78.00

• Oil Pressure Sender

Part No.	Description	
MEO210	1958-72 Activates at 3-7 pounds pressure, as original.....each	8.75

EXHAUST PARTS

• Exhaust Manifolds

Part No.	Description	
MEE341	1957-72 Pickup and 1969-72 Blazer (air holes for plugs), left.....each	149.95
MEE340	1957-72 Pickup and 1969-72 Blazer (air holes for plugs), right.....each	149.95
MEE342	1967-72 4x4 left or right.....each	149.95

• Exhaust Manifold Studs

Holds pipe to manifold. Includes washers, and nuts.

Part No.	Description	
MEE345	1967-72 set of three, six cylinder or V-8set	12.50

• Heat Riser Coil Springs

Fits beside exhaust manifold. Opens heat riser plate as engine warms.

Part No.	Description	
ME710	1960-72 Complete assembly with spring, V-8.....each	54.80

• Tail Pipe Hanger Strap

Part No.	Description	
ME234	All Years Universal typeeach	6.00

• Tail Pipe Heat Shield

Protects bed wood from tailpipe over rear axle.

Part No.	Description	
BP152	1947-72.....each	7.95





MECHANICAL

FRONT END AND STEERING PARTS

• Hubs, 4x4

When its time to replace your 4x4 hubs, choose from these superior quality units. Each is built to exacting standards by a company with over 30 years experience in hub manufacturing.

Part No. Description

MEB157	1960-68 1/2 ton.....	pair	290.00
MEB160	1960-72 3/4 ton.....	pair	140.00
MEB161	1969-72 1/2 ton.....	pair	99.00

• Tie Rod Ends

Two Wheel Drive 4x2

Part No. Description

ME570	1965-70 1/2 ton, inner 4X2	each	17.95
ME573	1965-70 1/2 ton, outer 4X2	each	14.25
ME571	1971-72 1/2 ton, inner 4X2	each	17.25
ME574	1971-72 1/2 ton, outer 4X2	each	18.25

• Tie Rod Adjusting Sleeves

Part No. Description

MES120	1965-70 1/2,3/4 and 1 ton , 4X2	kit	8.95
MES121	1971-72 1/2,3/4 and 1 ton, 4X2	kit	10.00
MES122	1970-72 1/2,3/4 and 1 ton 4x4.....	kit	8.50

• Control Arm Shaft Kits

2 kits needed per truck.

Part No. Description

ME764	1963-72 1/2 ton upper	kit	29.50
ME787	1963-72 3/4 and 1 ton upper	kit	54.50
ME715	1963-72 1/2 ton and 1967-72 3/4 and 1 ton lower	kit	47.50

• Steering Sector Bushings and Seal

Tightens the sector shaft that extends from steering box.

Part No. Description

ME297	1937-72 two bushings and one seal	set	24.95
-------	---	-----	-------

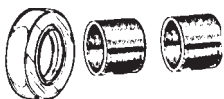

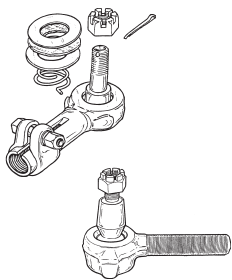

FRONT END AND STEERING PARTS

• Ball Joints

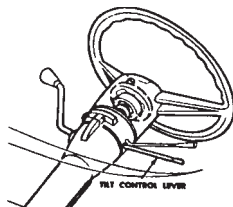
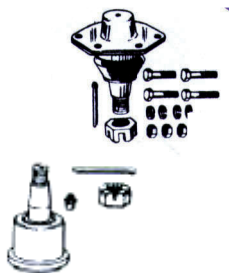
Upper

Part No. Description

ME482	1963-70 1/2 ton 4X2	each	32.95
ME712	1964-70 3/4 and 1 ton 4X2	each	55.95
ME711	1971-72 1/2 ton 4X2	each	69.95
MES126	1971-72 3/4 and 1 ton 4X2	each	23.95
MES127	1970-72 1/2 and 3/4 ton 4X4	each	25.95



MECHANICAL



Lower

Part No.	Description		
ME483	1963-70 1/2 ton.....	each	32.95
ME713	1963-70 3/4 and 1 ton.....	each	55.95
ME581	1971-72 1/2 ton.....	each	29.95
ME714	1971-72 3/4 and 1 ton.....	each	39.95
MES128	1970-72 1/2 and 3/4 ton 4X4	each	25.95

• Idler Arm - Complete with Bushings

Part No.	Description		
ME582	1967-72 1/2, 3/4 and 1 ton.....	each	35.60

• Pitman Arms

Connects steering box with front suspension, 4x2.

Part No.	Description		
ME579	1968-72 1/2, 3/4 and 1 ton, with power steering	each	44.75
ME788	1967-68 1/2, 3/4 and 1 ton, with manual steering	each	79.95
ME702	1969-72 1/2, 3/4 and 1 ton, with manual steering	each	44.75

• Suspension Attaching Kit - Stainless Steel

This stainless steel fastener and u-bolt kit gives an excellent appearance on your custom truck suspension. All the needed clamps, u-bolts, and fasteners. 1/2 ton, 2wd.

Part No.	Description		
MES160	1963-72 Front suspension	kit	224.00

• Spindle Castellated Nut

Threads on spindle and secures wheel bearings. Allows use of required cotter pin.

Part No.	Description		
ME504	1946-72 1/2 ton 3/4" x 20 threads.....	each	2.95

• Steering Column Coupler Repair


The rubber disc connecting upper steering box shaft to column. With bolts.

Part No.	Description		
ME789	1967-72 Connector	each	13.00

• Steering Columns

Now, a beautiful replica of the in-demand, GM tilt steering column. Includes levers, knobs, illuminated shift indicator, and wiring. Bolt-in application. Steering wheel not included. **Note:** Specify 350-400 or Overdrive 700 R4 style window when ordering.

Part No.	Description		
MES118	1967-72 Paintable stainless steel	each	340.00
MES119	1967-72 Polished stainless steel	each	750.00



MECHANICAL

FRONT END AND STEERING PARTS (continued)

• Steering Column Mast Bearings

Fits at top or bottom of steering column.

Part No.	Description	
EL221	1960-68 Lower, without tilt wheel.....each	16.95
ME698	1969-72 Lower, without tilt wheel.....each	24.50

• Steering Box - Rebuilt

Part No.	Description	
REME116	1968-72 1/2, 3/4, and 1 ton 4X2, power steeringeach	320.00
REME1161	1968-72 1/2, 3/4, and 1 ton 4x4, power steeringeach	320.00
REME117	1967-72 1/2, 3/4, and 1 ton 4X2, manual steeringeach	320.00
MEC600	Core charge for REME116 and 117 core	125.00

• Power Steering Pump

Part No.	Description	
REME842	1968-72 Six cylinder and small block V-8each	129.50
REME841	1968-72 Big block V-8each	154.50
MEC201	Core charge for REME842.....each	35.00
MEC202	Core charge for REME841.....each	55.00

• Power Steering Pump Mounting Kit

Part No.	Description	
MEE351	1963-72 Six cylinderkit	259.95

• Power Steering Pump to Block Bracket

Part No.	Description	
MEE355	1967-72 small block V-8 engine.....each	19.00

• Power Steering Reservoir Cap and Dip Stick

Part No.	Description	
MEE507	1963-72.....each	6.95

• Power Steering Crankshaft Pulley

Part No.	Description	
MEE488	1967-72 Small block V-8each	44.75

SUSPENSION PARTS

• Spring Bushings - Front, Leaf Spring (4x4)

Part No.	Description	
MES107	1970-72 Front of front, 1/2 and 3/4 toneach	8.75
MES108	1970-72 Rear of front, 1/2 and 3/4 ton.....each	6.50

SUSPENSION PARTS (continued)

• Spring U-Bolts - Rear

For rear coil spring trucks only. Secures trailing arm to axle housing. Includes fasteners.

Part No.	Description	
MES105	1960-72 1/2 and 3/4 ton.....each	24.95

• Shock Absorbers

Name brand, made in the USA. Heavy Duty.

Part No.	Description	
ME189F7	1963-72 Front, 1/2 ton 4X2.....each	29.95
ME189R8	1963-72 Rear, 1/2 ton 4X2.....each	29.95
ME189R9	1967-72 Rear, 1/2 and 3/4 ton 4x4.....each	38.95
ME189F9	1967-72 Front, 1/2 and 3/4 ton 4x4.....each	38.95

• Shock Absorber Stud Kit

Includes stud, nut, and rubber bushing.

Part No.	Description	
ME900	1955-72 Lower rear.....set	12.95

• Shock Brackets - Rear

Part No.	Description	
ME898	1967-72 Lower left.....each	15.00
ME899	1967-72 Lower right.....each	15.00

• Grease Fittings

Part No.	Description	
ME190	Straight.....each	.55
ME191	Angled.....each	.65

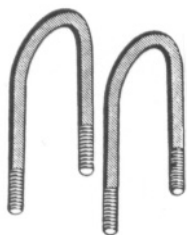
• Coil Springs

Part No.	Description	
ME676	1963-72 1/2 ton and 1963-66 3/4 ton front (without big block)..... pair	114.50
MES116	1967-72 1/2 and 3/4 ton front with big block..... pair	79.00
MEE610	1967-72 1/2 and 3/4 ton rear pair	70.00

Note: For coil springs used to lower trucks, see HIGH PERFORMANCE section.

• Coil Spring Cup

Part No.	Description	
MES100	1960-72 Upper or lower, 1/2 and 3/4 ton 4X2.....each	12.50




Second Stage
High rate for greater
carrying capacity



totally tougher'71 pickups



MECHANICAL



• Front Sway Bar Assembly, 1/2, 3/4, and 1 Ton

These custom designed original appearing sway bars are made just for the older GM truck. They give your truck a new personality when taking on a corner at any speed. Even bumps, dips, and potholes seem to be absorbed better by the existing suspension. The ultimate in handling at an affordable price! Easy to install. Kit includes heat treated carbon steel sway bar, poly bushings, brackets, and fasteners.

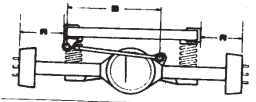
Part No.	Description	
HP565	1963-72 1-1/4 inch bar assembly	kit 185.00



• Front Sway Bar Parts

Bushings and retainer to help keep the new GM handling quality.

Part No.	Description	
MES151	1965-67 Bushings 1/2, 3/4, and 1 ton 4X2	pair 15.75
MES152	1968-72 Bushings 1/2, 3/4, and 1 ton 4X2	pair 10.00
MES153	1968-72 Bushing retainer 1/2, 3/4, and 1 ton 4X2	each 7.50



• Track or Stabilizer Bar - Rear

This bar has the correct 24" base length and 1/2 ton bushings for stock automatic and 3 speed transmissions. It will also adjust to the correct length if you lower your truck 3" or 4".


Part No.	Description	
HP620	1965-72 Adjustable track bar	each 61.50



• Track or Stabilizer Bar Suspension Bushings - Rear

For trucks with coil springs. Steel housing with rubber core bushing.

Part No.	Description	
ME692	1960-72 1/2 ton, 4-speed and all 3/4 ton	pair 59.90



• Trailing Arm Bushings

Secures to the two rear trailing arms where they attach to the frame cross member. Made of black polyurethane to provide an improvement over original rubber. Use your original outer steel shell.

Part No.	Description	
ME796	1960-72 1/2 and 3/4 ton with coil springs	pair 24.50

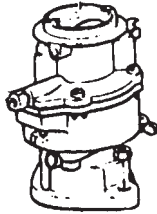


FUEL SYSTEM

• Fuel Pumps

Part No.	Description	
MEE360	1960-69 GMC V-6 305 engine	each 74.50
MEE361	1963-72 Chevrolet inline six cylinder	each 26.00
MEE484	1955 -71 Small block V-8, without vapor return line	each 36.95
MEE485	1971-72 Small block V-8, with vapor return line(use with EEC system)	each 27.75

MECHANICAL



FUEL SYSTEM (continued)

• Carburetors - Six Cylinder

Part No.	Description	
REME695	1963-67 Chevrolet 230 and 250 Manual choke	each 300.00
REME698	1969-70 Chevrolet 250 Monojet	each 320.00
REME775	1969-72 Chevrolet 250 and 292 Automatic choke	each 270.00
ME267	Core charge for above carburetors	core 75.00

• Carburetors - Small Block V-8

Part No.	Description	
REME583M	1960-68 Chevrolet Rochester, 2 barrel V-8 manual choke	each 260.00
REME583A	1960-72 Chevrolet Rochester, 2 barrel V-8 automatic choke	each 305.00
ME584	Core charge for above carburetors	core 35.00

• Carburetor Repair Kits

Part No.	Description	
ME585	1955-67 Chevrolet Rochester 2 barrel 283 V-8	kit 23.50
MEE136	1963-67 Chevrolet Rochester 250 six cylinder	kit 31.75
MEE135	1970-72 Chevrolet Rochester 250 six cylinder	kit 32.90

• Throttle Cable Assembly

Part No.	Description	
ME722	1971-72 From GM tooling	each 34.50

• Carburetor Gas Filter

An authentic GM option which helps in removing dirt particles and water before entering the carburetor. Almost identical to original including metal top, glass bowl, and internal filter. Attaches to side of carburetor.

Part No.	Description	
ME668	Carburetor gas filter assembly	each 24.95

• Carburetor Gas Filter Element

Part No.	Description	
ME669	Replacement element for ME668 above	each 7.50

• Gas Tanks, New

Fits behind seat, as original. For the perfectionist, MEG154 has a small metal vent line on fuel neck for the new 1972 Evaporation Emission Control System (EEC).

Part No.	Description	
MEG153	1967-71 Galvanized metal, behind seat tank like GM	each 159.00
MEG154	1972 Galvanized metal, behind seat tank like GM (with EEC line)	each 159.00
MEG100	1967-72 Suburban, and 1969-72 Blazer, non-metal (21 gal.) fits under floor. Shaped as original	each 190.00

• Gas Tank Straps - Under Body Type

Part No.	Description	
MEG101	1969-72 Blazer and 1967-72 Suburban, with bolts	set 39.95



FUEL SYSTEM (continued)

• Gas Tank Under Bed Conversion

Moves tank location from in cab to under bed behind hump in frame. (Attaches to your pre-drilled frame rails with included tank straps and sending unit lock ring. You place more modern gas door in bed side as per your taste. If used in a 1967-71 Suburban or panel, this kit is almost a bolt-in assembly and requires no cutting for outlet. It uses your tank sending unit. If placed in a pickup, use ME790 gas tank sending unit below.

Part No. Description

MEG105	1963-72kit	235.00
--------	---------	----------	--------

• Gas Gauge

Fits in-dash gauge cluster housing.

Part No. Description

MEG170	1967-72each	40.00
--------	---------	-----------	-------

• Gas Tank Sending Units

Fits in gas tank. Includes o-ring gasket.

Part No. Description

MEG134	1967-71	Fits tank behind seat, 6 cylindereach	39.75
ME587	1967-71	Fits tank behind seat, V-8each	39.75
ME790	1967-71	Panel, Suburban, and Blazereach	72.25
ME791	1972	Fits EEC tank behind seat, Auto Trans.each	39.75
MEG113	1972	Fits EEC tank behind seat, Manual Trans.each	39.75

• Gas Tank Sending Unit Float

Included in complete sending units.

Part No. Description

ME489	1947-72	Brass, as originaleach	5.50
-------	---------	--------------------	-----------	------

• Gas Tank Sending Unit Rubber O-Ring Seal

Included in above units.

Part No. Description

ME765	1967-72	Fits on top of tankeach	2.00
-------	---------	---------------------	-----------	------

• Gas Caps, Non-Locking Style

Part No. Description

ME496	1938-71	Chrome, ventedeach	10.50
-------	---------	----------------	-----------	-------

NOTE: The 1972 and a few 1971's had the required Evaporation Emission Control (EEC) systems. Their gas cap is non-vented and will not fit earlier models. See **CAB RELATED PARTS** section for gas filler neck grommet, filler hose, clamps, and etc.

• Gas Tank Installing Pads

Protects in-cab tank from straps.

Part No. Description

MEG127	1967-72set	3.95
--------	---------	----------	------



AIR CONDITIONING SYSTEMS

We supply top quality air conditioning assemblies and replacement parts for your 1967-72 Chevrolet and GMC truck. They are designed to operate on modern, less expensive 134-A freon and most individual parts will interchange with the original GM system. Our AC/heater assemblies replace the factory heater and fit neatly behind the glovebox (also included in kit.) Custom switching is integrated into your factory heater control in-dash assembly. There is nothing on the market as close to GM. When ordering, we must know the following: Engine size, water pump length 5-5/8" or 7", alternator left or right side of engine.

• In-Cab Package

This assembly includes the components behind your dash, including heating system, evaporator, switching for integrating the system into your factory heater control panel, three in-dash air vents, air ducts, tubing, etc. This is all you need if you wish to furnish your own under hood components such as compressor, condenser, freon, and lines.

Part No.	Description	
MEA200	1967-72.....kit	555.00

NOTE: MEA200 is excellent if your cab did not come with factory air conditioning, however will work well in factory air cabs.

• Total Package

When you prefer to have us furnish a complete heating/air conditioning system. Includes the above in-cab package, plus a modern high efficiency compressor, pre-formed metal freon lines, dryer, flexible hoses, condenser, o-rings, and mounting hardware.

Part No.	Description	
MEA201	1967-72.....kit	1095.00

Note: The compressor mounting brackets are not a part of this system. These will be different on the in-line six and small or big block V-8. You provide the 134-A freon.

HEATER & AIR CONDITIONING COMPONENTS

The following temperature control items are designed to replace your factory original parts. They are equal to, or better than, those originally produced. Let us help you keep your heating and cooling system up to GM quality.

• Heater/Air Conditioning or Heater Only Control Dash Assemblies


Includes knobs, levers, face, chrome bezel, housing, etc.

Part No.	Description	
ME598	1967-72 With air conditioning, from GM tooling, does not include fan switch	each 137.95
MEH215	1967-68 Without air conditioning, black face	each 98.50
MEH216	1969-72 Without air conditioning, chrome face.....	each 98.50

• Heater/Air Conditioning Control Levers

Perfectly replaces these normally broken die cast lever arms used on factory fresh air heaters.

Part No.	Description	
KB174	1967-72 Air conditioning, 3 pc.....	set 23.75
KB410	1967-72 Air conditioning, top lever only	each 18.00





MECHANICAL

HEATER & AIR CONDITIONING COMPONENTS (continued)

• Heater Control (Non-Air) Dash Assembly Rebuilding Kits

Refaces this attractive panel. Also includes metal levers and knobs.

Part No.	Description	
ME824	1967-68 Includes black facing, without air	kit 27.15
ME825	1969-72 Includes silver facing, without air	kit 27.15
MEA106	1967-72 Plastic face, plus green highlight, with air (without lever and knobs)	each 18.95

• Heater/Air Conditioning Lever Knobs

Part No.	Description	
KB172	1967-72 Chrome, set of 3	set 7.95

• Heater Cables

Wire with metal wrapping and correct ends as original.

Part No.	Description	
ME856	1967-72 Non-air conditioning, 3 pc.	set 23.75
ME857	1967-72 Air conditioning, 3 pc.	set 26.00

• Air Vent Seals

In-cab inner kick panels.

Part No.	Description	
CBS168	1967-72 Seals out air.	pair 4.00

• Heater and Air Conditioning to Firewall Gasket and Seal Kits

The various gaskets and heater motor seal. Stops air leaks.

Part No.	Description	
MEH204	1967-72 Factory heater only	kit 26.00
MEA117	1967-72 Factory air and heater combination	kit 28.00

• Air Conditioning Heater Control Valves

Shuts off water flow to heater on air trucks as original. Vacuum operated.

Part No.	Description	
ME597	1967-69 Without mounting bracket	each 34.95
ME600	1970-72 With mounting bracket	each 26.95

• Heater Cores

Outlet pipes formed to fit just right!

Part No.	Description	
ME602	1967-72 With air conditioning	each 39.50

• Heater Hoses

Part No.	Description	
ME769	5/8"	foot 1.75
ME770	3/4"	foot 1.75

• Heater Hoses Connectors

Connects heater hose 1/2" to water pump and / or thermostat housing.

Part No.	Description	
MEH153	2 3/4" long	each 8.50
MEH154	1 1/2" long	each 7.50

HEATER & AIR CONDITIONING COMPONENTS

• Defroster and Air Conditioning Duct Tubing

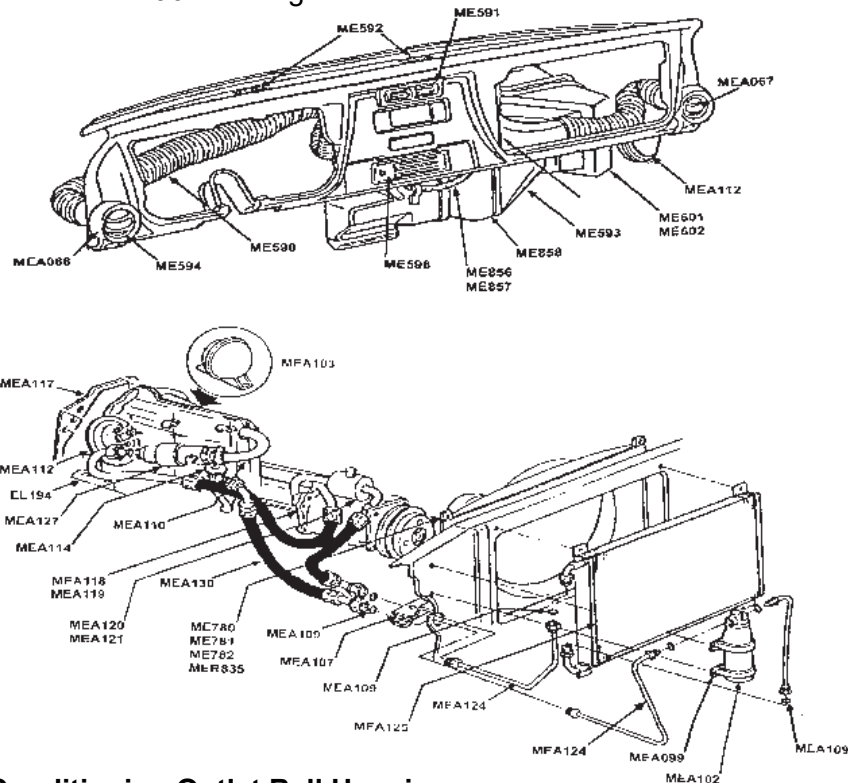
As original. Enough for one truck. Reinforced with wire as original.

Part No.	Description	
ME589	1967-72 Defroster, 2 pc., cut to fit.....	set 22.50
ME590	1967-72 Air conditioning, 4 pc. duct hoses, original reinforced material cut to fit.....	set 47.50

• Defroster Vent Outlets

Fits in dash below windshield and directs air flow. Paint your colors.

Part No.	Description	
ME592L	1967-72 Left.....	each 9.65
ME592R	1967-72 Right	each 9.65



• Air Conditioning Outlet Ball Housing

Secures to lower corners of dash. Includes felt seals. Holds outlet balls ME594. Black. Paint other colors.

Part No.	Description	
MEA068	1967-72 Left.....	each 18.00
MEA067	1967-72 Right	each 18.00

• Air Conditioning Outlet Balls

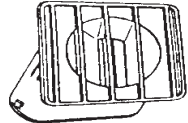
New, chromed balls used as air outlets at lower corners of dash.

Part No.	Description	
ME594	1967-72.....	each 9.75

• Air Conditioning Outlet Ball Felt Seals

A four piece kit to keep air conditioning balls tight. Included in MEA067 and MEA068.

Part No.	Description	
ME596	1967-72.....	set 2.80



Felt Seal



Felt Seal



HEATER & AIR CONDITIONING COMPONENTS (continued)



• Air Conditioning Center Outlet Assembly


Rectangular chrome frame and air deflector. Fits above radio in factory air trucks.

Part No.	Description	
ME591	1967-72.....each	19.50

• Air Conditioning Center Outlet Gasket

Fits behind ME591.

Part No.	Description	
MEA135	1967-72 Foam.....each	4.45



• Air Conditioning Plenum Duct

S-shaped air duct as original. Connects heater box to air distribution valve assembly. Factory air only.

Part No.	Description	
ME858	1967-72.....set	29.95

• Air Conditioning Distribution Valve Assembly

Large plastic under dash box assembly. Changes air flow from heat to air conditioning.

Part No.	Description	
ME593	1967-72 For factory air.....each	89.50

• Air Conditioning Shut Off Plate, Rod, and Spring

Fits inside evaporator core housing.

Part No.	Description	
MEA100	1967-72 Flapper plate, operates with MEA112.....set	34.95

• Air Conditioning Vacuum Tank or Canister

Attaches to evaporator housing under hood as original.

Part No.	Description	
MEA103	1967-72.....each	18.50

• Air Conditioning Compressor - Rebuilt

Original style. Includes clutch assembly. For 134-A freon.

Part No.	Description	
MEA118	1962-72 All except 1969-70 six cylinders.....each	223.75
MEA119	1969-70 Six cylinder only.....each	223.00



• Air Conditioning Compressor Brackets

A major component when you decide to install air on your truck. You provide modern compressor, condenser, evaporator, etc. The six cylinder includes alternator bracket and eliminates the need for the rare double groove crankshaft pulley. Left side of engine.

Part No.	Description	
HP143	1963-72 230, 250, and 292 engine.....set	115.75
MEA122	1965-72 V-8 six piece set.....set	144.50

• Air Conditioning Compressor Bearing

Part No.	Description	
MEA101	1967-72 Front bearingeach	25.00



HEATER & AIR CONDITIONING COMPONENTS

• Air Conditioning O-Ring Kit

Includes all o-ring seals for factory air systems.

Part No.	Description	
MEA109	1967-72.....	kit 6.45

• Air Conditioning Metal Line Kit

Connects dryer to condenser under dash, three formed aluminum lines.

Part No.	Description	
MEA124	1967-72.....	kit 38.95

• Air Conditioning Hose to Under Battery Tray Clamp with Bolt

Part No.	Description	
MEA107	1967-72.....	pair 7.95

• Air Conditioning Muffler and Hose Assembly

Rubber and aluminum lines to condenser and compressor.

Part No.	Description	
MEA120	1967-72 For R-12 freon	set 98.50
MEA121	1967-72 For 134-A freon.....	set 108.50

• Air Conditioning Liquid Line

Rubber flex hose with fittings. Dryer hose to expansion valve.

Part No.	Description	
MEA130	1967-72.....	each 29.95

• Air Conditioning POA Valve

Improved reproduction of the original.

Part No.	Description	
MEA127	1967-72.....	each 74.95

• Insulation Tape

Sticky tape wraps around expansion valve. Provides protection from engine heat.

Part No.	Description	
MEA140	1967-72	each 2.50

• Air Conditioning Filter/Dryer

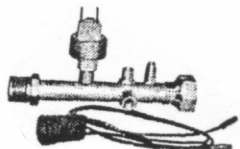
Part No.	Description	
MEA102	1965-72.....	each 65.00

• Air Conditioning Filter/Dryer Mounting Brackets

Part No.	Description	
MEA099	1965-72 Two required	each 4.00

• Air Conditioning Evaporators

Part No.	Description	
MEA110	1967-72 Fits in housing on firewall	each 165.00
MEA111	1972 Suburban, rear air only	each 185.00



HEATER & AIR CONDITIONING COMPONENTS

• Heater/Air Conditioning Electric Blower Motor Relays

Part No.	Description	
MEA143	1967-72 Under dash.....each	15.50
MEA113	1972 Suburban (for optional rear air)each	16.50



• Heater/Air Conditioning Blower Motor Resisters


Part No.	Description	
MEA133	1967-72 Heater only systemeach	16.95
MEA134	1967-72 Heater/AC systemeach	16.95



• Heater/Air Conditioning Blower Motor Resister Harness Repair Kit

Replaces the plug and 3 terminal connector ends to above resisters.

Part No.	Description	
MEA123	1967-72kit	7.95



• Heater Blower Motors

Includes round securing plate.

Part No.	Description	
EL194	1964-72 With or without factory air.....each	29.95

• Heater Blower Motor Seal at Firewall

Part No.	Description	
ELH465	1967-72each	19.95



• Heater Blower Cage Fan

Part No.	Description	
MEH222	1967-72 With or without factory air.....each	24.95



• Air Conditioning Inlet Actuators, Vacuum Operated


Part No.	Description	
MEA142	1967-72 Fresh air inlet, near right inner kick paneleach	44.50
MEA112	1967-72 Fits on evaporator, housing under hood.....each	44.50

• Air Conditioning Button Switch

Part No.	Description	
MEA132	1967-72 Manually operates compressor, fits behind glovebox.....each	34.75

• Heater/Air Conditioning Fan Switches

Part No.	Description	
EL192	1964-72 Without factory aireach	13.95
EL184	1967-72 With factory aireach	14.95

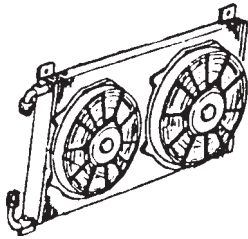


• Air Conditioning Fan Switch Harness Repair Kits

The plug and metal connector ends that attached to switch. Originals are often melted or give poor contact.

Part No.	Description	
MEA128	1964-72 Without air (4 terminal connector ends) ..kit	10.95
MEA129	1967-72 With air (5 terminal connector ends)kit	9.95



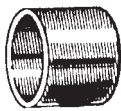


• Radiator/Condenser Dual Fan Assembly

We carry this custom dual fan assembly designed just for the 1967-72. Its housing secures to the radiator support in the same places as the removed fan shroud. Eliminates the original belt driven fan and cools better. One fan operates with the key switch, the other begins at a preset coolant temperature. Includes housing, dual fans, wiring, heat sensor system, mounting brackets, etc.

Part No.	Description	
ME876	1967-72 complete assembly with housing	kit 365.00

MISCELLANEOUS MECHANICAL



• Crank Pulley Sleeves

Metal cylinder fits over original crank pulley shaft. Eliminates unwanted worn groove around this shaft by timing cover seal which causes oil leaks. Includes bonding agent. (Pulley must be removed to install.)

Part No.	Description	
ME256	1937-72 Chevrolet six cylinder and all small block V-8's	each 7.95

• Smog Pump Diverter Valve

Necessary for originality when you have a working emissions system. Required by law in some states.

Part No.	Description	
MEE252	1969-72 Chevrolet and GMC	each 140.00



• Fan Belts


Part No.	Description	
ME603	1963-72 Chevrolet and GMC inline six cylinder	each 13.60



• Oil Filter Cartridges

Disposable cartridge inside filter assembly.

Part No.	Description	
ME793	1956-68 Small block V-8 (not spin-on type)	each 14.95
MEE129	1963-72 230,250, and 292 six cylinder engine and, 1969-72 V-8 (spin-on type)	each 8.95
MEO150	1960-69 GMC V-6 (not spin-on type)	each 10.50



• Speedometer Cable

With black vinyl housing, as original.

Part No.	Description	
ME2272	1960-72 4X2, Chevrolet and GMC	each 37.50
ME815	1960-72 4X4, Chevrolet and GMC	each 26.95



• Wheel Studs

Part No.	Description	
ME1553	1963-70 1/2 ton front and rear	each 1.95
ME1555	1971-72 1/2 ton rear	each 1.75
ME344	1964-70 3/4 ton front 4x2, 1 3/4" long	each 3.75
ME1554	1971-72 3/4 ton front and rear, 1 7/8" long	each 3.50



MECHANICAL

MISCELLANEOUS MECHANICAL (continued)

• Lug Nuts - 2 Wheel Drive

For attaching wheels.

Part No. Description

ME141	1934-72 1/2 ton (7/16 x 20" threads)	each	.95
ME345	1946-72 3/4 and 1 ton (single rears), (1/2 x 20" threads).....	each	1.35

• Lug Nut Covers, Chrome Acorn Type.

Dress up your wheels without hub caps. Press over lug nuts.

Part No. Description

MS341	1/2 ton style.....	each	.85
-------	--------------------	------	-----

**What's a nice truck like you
doing in a place like this?**



**Here's the 1967 Chevrolet with improvements by the
dozen and a sprightly new look.**

The way it looks, the '67 Chevy pickup should stay out of dumps. In fact, judging by those dashing lines, this one should do only nice, polite things. But the way it *works* is something else.

Because there's never been a tougher Chevy pickup than this. It's built to last longer with new body sheet metal that fights rust and a pickup box made of double-walled steel. And it gives you more safety features and famous Chevrolet truck 6-cylinder or V8 power.

So don't let that slick appearance fool you. The '67 Chevy pickup is a roughneck underneath. . . . Chevrolet Division of General Motors, Detroit, Michigan.



A brand new breed for '67!

NOVEMBER 1966

85

1970 CHEVROLET MOVERS

CHEVROLET

SUBURBANS & PANELS



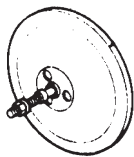
MIRROR PARTS



• Mirror, Peep Type

An attractive era option. Attaches to door edge. Complete with bracket and attaching screws. Fits all years.


Part No.	Description	
MI101	Left, short curved chrome arm with 4" stainless headeach	19.95
MI102	Right, short curved chrome arm with 4" stainless head	each 19.95
MI148L	Left, straight chrome arm with 4" stainless head	each 19.95
MI148R	Right, straight chrome arm with 4" stainless head	each 19.95



• Mirror, Outside

Fits all years.

Part No.	Description	
MI103	Black 5" round	each 10.50
MI125	Chrome 5" round	each 11.95
MI104	Black rectangular type to replace MI103. Gives slightly more viewing area	each 13.95
MI149	Stainless rectangular type to replace MI125. Gives slightly more viewing area	each 16.95



• Mirror Arm, Outside

The standard factory type GM left door is pre-drilled for this hole pattern.

Part No.	Description	
MI143	1967-70 Left, paintable	each 20.35
MI144	1967-70 Right, paintable	each 20.35
MI310L	1967-70 Left, stainless steel	each 25.00
MI310R	1967-70 Right, stainless steel	each 25.00



• Mirror and Arm Assembly

During 1971-72, GM used a more deluxe mirror and arm assembly. This very attractive combination is now available just like original. Door mounted. Chrome die cast base and stainless backed rectangular mirror. Includes gaskets, fasteners, and inside securing plates.

Part No.	Description	
MI137L	1971-72 Left, chrome	each 39.50
MI137R	1971-72 Right, chrome	each 39.50



• Mirror Arm Securing Plate

These metal plates were originally secured to inside of door. Allow for stronger attaching of mirror arm to door skin.

Part No.	Description	
MI145	1967-70 Left or right, for MI143, MI144, and MI310 standard mirror arms	each 8.75

• Mirror Arm Gaskets, Outside

Part No.	Description	
MI138	1967-70 For standard arm, left or right	each .99

MIRROR PARTS



Mirror Parts (continued)

• Mirror Arm Screws, Outside

For original type mirror arm.



Part No.	Description	
MI129	1955-70 Stainless, 3 per arm (machine screws).....set	4.75
MI202	1971-72 Chrome, Phillips (3 per set). Fits MI137 left or right (sheet metal screws).....set	1.25

• Mirror Bracket, Inside

Allows you to have the correct inside rear view mirror.



Part No.	Description	
MI140	1960-68 Chromeeach	19.95
MI141	1969-71 Chrome, with black vinyl upper covereach	24.95
MI147	1972 Chrome, attaches to MI146 on windshield.....each	6.80

Note: The 1972 trucks are the first for the mirror brackets glued to the inside of windshield.



• Mirror, Inside

Part No.	Description	
MI132	1960-71 Stainless standardeach	19.95
MI251	1965-71 Stainless day-niteeach	49.95
MI146	1972 Stainless backing as original (day-nite)each	42.70



• Mirror Mount and Glue Kit

Special glue and primer for securing metal tab to the windshield center for mirror bracket attachment.



Part No.	Description	
MI151	1972set	5.95



GMC

Jimmy Models



MISCELLANEOUS PARTS



• Door Lubrication Stickers

Chevrolet. Blue, yellow, and white, as original. With waterless stick-on back.

Part No.	Description	
MS101	Lube sticker.....	each .60
MS501	Lube stickers (set of 5).....	set 2.75

• “Decal Only” From Above Advertising Sales and Service Signs

The same decals used on our MS102 and MS103 signs. Use on windows, your own signs, etc. Weatherproof vinyl approximately 11-3/4” diameter. Much like displayed in dealerships.

Part No.	Description	
DE101	Chevrolet.....	each 9.75
DE102	GMC.....	each 8.95

• Decals, Miniature Service Sign

Weatherproof vinyl approximately 3” diameter copies of DE101 and DE102. One of each. Use on windows, your own signs, etc.

Part No.	Description	
DE103	Miniature decals.....	set 2.95

• Choke Hole Blank-Out Plate On Dash Cluster

A mint reproduction of the original chrome and black square hole cover with GM letters. Placed over the right side dash hole when the manual choke lever is not used.

Part No.	Description	
MS279	1967-68.....	each 25.45

• Coffee Mug

Quality 11 ounce black porcelain mug with white drawing of three early Chevrolet trucks. (Showing 1960-61, 1962-66, and 1969-70 .) Red lettering states: “Old Chevy Trucks - An American Legend”.

Part No.	Description	
MS259	Coffee mug	each 8.50

• Ash Tray

Chrome as original. From GM tooling.


Part No.	Description	
CBA100	1967-72 Rear arm rests on Suburban and Blazer, and 1969-72 Console on Pickup and Blazer.....	each 24.95

• Blue Dots

An after-market option. Very popular for the custom truck. Cut glass with chromed brass ring. The best quality made! Drill hole to install in all plastic taillight lenses.

Part No.	Description	
MS225	1934-72.....	pair 8.95

MISCELLANEOUS PARTS



• Truck Cover

The patterns create a nice standard fit that follows the contours of your truck. The construction is a 3 layer non-woven gray breathable lightweight material almost totally dust proof. The soft flannel like inner layer protect your truck's finish. Great for inside use. Excellent outside on a limited basis. Fabric is breathable so moisture and condensation can easily evaporate. Extra UV resistance.

Part No.	Description	
MST191	1967-72 1/2 Ton shortbed fleetside 115"wb	each 279.95
MST192	1967-72 1/2 and 3/4 Ton longbed fleetside 127"wb	each 299.95

• Truck Covers, Universal Truck Fit

A great light weight single layer cover designed for protecting your truck during inside storage. Very close to a custom fit. Clean with a garden hose. Not designed for longterm outside storage.

Part No.	Description	
MST179	1967-72 Chevrolet/GMC shortbed	each 89.50
MST196	1967-72 Chevrolet/GMC longbed, suburban/panel	each 93.75

• License Tag Attaching Plate, Rear

Heavy steel formed plate secures to center opening of rear bumpers MS213 and MS214. From original tooling.

Part No.	Description	
MS218	1967-72 Stepside, Fleetside, Blazer, and Suburban	each 29.50

• License Light Assembly

Includes lens, socket, housing, wiring, etc. Attaches to MS218.


Part No.	Description	
LG266	1967-72 Stepside, Fleetside, Blazer, and Suburban	each 25.00

• Reflector License Plate Fasteners

An inexpensive extra accessory to go with that older truck. Adds to the final detail to an otherwise plain area. Quality reflective jewels with aluminum back, long bolt and nut.

Part No.	Description	
MS157	Red plastic lens (not aluminum back)	pair 2.50
MS158O	Orange glass lens	pair 18.50
MS158R	Red glass lens	pair 18.50
MS158G	Green glass lens	pair 18.50
MS158B	Blue glass lens	pair 18.50





MISCELLANEOUS PARTS

• Scratch Pads

For jotting down your important notes. Edges are bordered plus truck fronts at bottom. Logo states: "Old Chevy Trucks".

Part No.	Description	
MS149	About 50 sheets (7" x 7-1/4")	each 2.95

• Vent Shades

We now stock this famous brand of stainless air deflectors. Custom made to fit the contours of your truck. These attractive awnings extends over side windows about two inches. Allows for airflow in cab while wet weather stays out.

Part No.	Description	
TR185	1967-72 Chevrolet and GMC	pair 32.95



MISCELLANEOUS PARTS



BASEBALL CAPS

We challenge you to find a better quality heavy weight baseball cap. These are embroidered with official GM registered logos and come in low profile brushed cotton twill. One size fits all due to adjustable rear band. Available in either black, tan with medium blue bill or tan with black bill. For great colored view of these attractive caps, click the miscellaneous section of our website 1967-72 catalog at www.oldchevytrucks.com.

Chevrolet

Part No.	Description	
MST430	Black (Bowtie\Chevy Trucks).....each	14.95
MST432	Tan with blue bill (Bowtie\Chevy Trucks).....each	14.95
MST431	Tan with black bill (Bowtie\Chevy Trucks).....each	14.95
MST434	Black with Bowtie and flames on bill.....each	17.95

GMC

Part No.	Description	
MST435	Black (GMC Trucks).....each	14.95
MST436	Tan with black bill (GMC Trucks).....each	14.95

Jim Carter

This quality black Jim Carter Logo Hat has embroidered logos. USA flag on the side with our website address on back.

Part No.	Description	
MST459	Black.....each	12.95

CHEVROLET TRUCK


OWNER'S and DRIVER'S MANUAL



IMPORTANT
SAFETY
TIPS
PAGES
2 & 3

'67

SERIES
10-30



MISCELLANEOUS PARTS

T-SHIRTS

New on the market! These high quality 100% preshrunk cotton shirts are the state of the art! Multi-colored silk screened artwork features the three truck styles in the 1967-72 series. Their bright coloring will stand out in any crowd. The featured trucks are on the back. A small logo on the left chest states Chevrolet trucks beside a blue bowtie. For a great view of these attractive shirts check the "miscellaneous" section of our website 1967-72 catalog at www.oldchevytrucks.com.

Part No.	Description	
MST420	Large.....each	15.50
MST421	X Largeeach	15.50
MST422	XX Largeeach	17.50

T-SHIRTS

Jim Carter T-shirts 50/50 Pro weight short sleeve tee.

Part No.	Description	
MST460	Lrg White Jim Carter Chest Logo w/All trucks on back each	14.95
MST461	XL White Jim Carter Chest Logo w/All trucks on back each	14.95
MST462	XXL White Jim Carter Chest Logo w/All trucks on back each	16.95
MST463	Med Ash Color Jim Carter 1947-55 Black Print on front..... each	14.95
MST464	Lrg Ash Color Jim Carter 1947-55 Black Print on front each	14.95
MST465	XL Ash Color Jim Carter 1947-55 Black Print on front each	14.95
MST466	XXL Ash Color Jim Carter 1947-55 Black Print on front each	16.95
MST467	Med Neon Green Jim Carter 1947-53 Chevy truck on front. each	14.95
MST468	Lrg Neon Green Jim Carter 1947-53 Chevy truck on front... each	14.95
MST469	XL Neon Green Jim Carter 1947-53 Chevy truck on front.... each	14.95
MST470	XXL Neon Green Jim Carter 1947-53 Chevy truck on front. each	16.95

POLO SHIRTS

The next generation of Silk Touch softness, our incredibly smooth interlock knit styles resist wrinkles for a look you'll appreciate at work or on the weekend. 6-ounce, 65/35 poly/cotton interlock Flat knit collar Taped neck 3-button placket. Embroidered Jim Carter Logo of left chest.

Part No.	Description	
MST471	Polo Shirt Med. Royal Blue with Jim Carter Chest Logo each	24.95
MST472	Polo Shirt Med. Black with Jim Carter Chest Logo each	24.95
MST473	Polo Shirt Lg. Royal Blue with Jim Carter Chest Logo each	24.95
MST474	Polo Shirt Lg. Black with Jim Carter Chest Logo each	24.95
MST475	Polo Shirt Lg. Red with Jim Carter Chest Logo..... each	24.95
MST476	Polo Shirt XL Royal Blue with Jim Carter Chest Logo each	24.95
MST477	Polo Shirt XL Black with Jim Carter Chest Logo each	24.95
MST478	Polo Shirt XL Red with Jim Carter Chest Logo each	24.95
MST479	Polo Shirt XXL Royal Blue with Jim Carter Chest Logo each	26.95
MST480	Polo Shirt XXL Black with Jim Carter Chest Logo..... each	26.95
MST481	Polo Shirt XXL Red with Jim Carter Chest Logo each	26.95

MISCELLANEOUS PARTS



BUMPER AND RELATED ITEMS

Our triple nickel plated chrome bumpers provide a deep reflective finish that is unmatched by any other by using the most advanced technology available today. These bumpers offer excellent chrome adhesion and added durability. There is no better reproduction bumper on the market!



• Bumpers-Chrome Plated

New, no core charge.

Part No.	Description		
MS211	1967-70 Chevrolet, front	each	149.95
MS213	1967-72 Stepside, rear	each	149.95
MS214	1967-72 Fleetside, Suburban, and Blazer, rear	each	149.95
MS280	1967-72 GMC, front only.....	each	149.95
MS212	1971-72 Chevrolet, front	each	149.95

• Bumpers-Painted

Part No.	Description		
MSB220NC	1967-70 Chevrolet, front	each	99.95
MSB222NC	1971-72 Chevrolet, front	each	99.95
MSB221NC	1967-72 GMC, front	each	99.95

• Bumper Braces 1/2 Ton, Two Wheel Drive

Part No.	Description		
MSB111	1967-70 front, 4 pieces	set	59.95
MSB112	1971-72 front, 4 pieces	set	59.95
MS106	1967-72 rear with coil springs, 4 pieces.....	set	68.00
MSB115	1967-72 rear with leaf springs, 4 pieces	set	64.95

• Bumper Braces 1/2 Ton, Four Wheel Drive

Part No.	Description		
MSB113	1967-70 front.....	set	64.95
MSB114	1971-72 front.....	set	64.95
MSB115	1967-72 rear with leaf springs.....	set	64.95

• Bumper Guards

Finally, one of the most popular truck options. Specifically formed for attaching to your front bumper. Quality chromed heavy steel stamping.

Part No.	Description		
MSB119	1967-70 all metal	pair	99.95
MS236	1971-72 metal with rubber inserts	pair	99.95



MISCELLANEOUS PARTS

BUMPER AND RELATED ITEMS (continued)

• Bumper Bolt with Rounded Polished Stainless Cap

Part No.	Description	
FP109	1947-72 With rounded stainless steel cap,each	2.75

• Bumper Bolt Nuts

Part No.	Description	
FP110	1947-72 Chevrolet and GMCeach	.25

• Bumper Brace Rock Guard Plates

Prevents rocks from deflecting off inside of rear bumper and hitting tailgate and bed side. Fleetside only. Just like original.

Part No.	Description	
MS254	1967-72 pair	22.60

WHEELS, ETC.

• Rallye Wheels

The most popular sport wheels used today on the 1967-72 1/2 ton are the GM rallye wheels from 1973 through the early 80's. These are bare steel ready for the color you require. These 15" x 8" wide wheels are just the extra your truck needs!

Part No.	Description	
MST151	1967-70 6 hole, 15" x 8"each	97.00
MST152	1971-72 5 hole, 15" x 8"each	85.00

• Trim Rings

Stainless steel trim rings to fit above rallye wheels.

Part No.	Description	
MST153	1967-72 3" deepeach	25.50

• Center Caps, Chrome

Disc style that attach to above rallye wheels. Hub cap style.

Part No.	Description	
MST157	1967-72 without bow-tie emblemset	85.00
MST154	1967-72 with bow-tie emblemset	98.00

• Cage Nut

Part No.	Description	
MS657	5/16 x 18each	2.25
MS658	1/4 x 20each	2.25
MS659	3/8 x 24each	2.95

PAINT



Most everyone has heard about POR-15.

We were so impressed with what this product can do for you in your restoration, we became a dealer! Whether you are painting the frame on a body-off restoration or just protecting your battery tray from acid chemicals, this "one time" application will do the job. Even great on farm machinery and underwater marine items. It's proven reputation is unequalled!!



• POR-15 Coating

This is what its all about !! Chemically combines with rust as you paint. No need to remove rust first. Great on truck and car parts such as frames, suspension, floor pans, corroded battery trays, and even engines. This is not just paint. It is so tough you will be surprised how little the chassis is effected by rocks on gravel roads.

Part No. Description

POR15DPSG Semi gloss black.....	pint	34.75
POR15DPQB Semi gloss black.....	quart	55.75
POR15DPB Black	pint	36.95

• Fuel Tank Sealer

This high-tech sealer is formulated to not only stop pin hole leaks but resists all fuels including those with higher alcohol content. Stops rust corrosion, and leaks permanently. Chemically bonds to the inside tank metal surface. Seals up to a 25 gallon tank.

Part No. Description

POR15DQFTS.....	quart	46.95
-----------------	-------	-------

• Marine-Clean

Cleans and degreases in one application without leaving residues, noxious fumes or flammable solvents.

Part No. Description

POR15DQMC.....	quart	13.00
----------------	-------	-------

• POR-15 Solvent

Specially formulated for easy cleanup or thinning of POR-15 Rust Preventive Paint.

Part No. Description

POR15QSLV	quart	18.50
-----------------	-------	-------

PAINT

PAINT, ENGINE, AND TRANSMISSION

• Transmission Paint

Gives an appearance of new cast iron. A must for the perfect restoration.

Part No.	Description	
PT138	12 ounce spray can.....each	10.95

• Engine Accessory Paint

For generator, starter, distributor, frame, etc. High temperature.


Part No.	Description	
PT119	Black paint quart	19.50

PAINT SPRAYER


• Paint Sprayer, Portable

Can be used to spray over 1,001 products. With this self-powered unit you can make your own sprayer for quality paints. Particularly good in spraying our interior paints or doing smaller touch-up jobs. Sprays 12 to 16 ounces of liquid.

Part No.	Description	
PT124	Complete sprayer.....set	9.95
PT125	Extra power unit.....each	7.95
PT126	Extra product container.....each	2.00

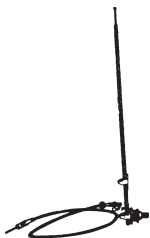




BLAZER. SEATS UP TO 5, BUILT TO GO ANYWHERE.





RADIO



• Restored Factory Radio

A professional rebuilt original GM unit. Excellent condition. Allow 30 days to rebuild. Less antenna. **AM only.**

Part No.	Description	
RERA133	1967-72 Chevrolet and GMC	each 249.50

• Dual Front Speakers

With two speakers required on the above stereo radios, we now carry dual assemblies that fit the original front speaker position. These 30 watt assemblies are pre-wired to plug in instantly to the radio. The result is nice two channel stereo sound from the front speaker position only!

Part No.	Description	
RAS750	1967-72 With air /will work for trucks without air	each 32.95

• Kick Panel Speakers

Don't cut holes in your doors to have larger speakers! These black grained, non metal panels fit perfectly over the metal kick panels in front of doors. Each fitted with 6-1/2" speakers. They look as though the factory installed them. For use with above AM-FM modern radios.

Part No.	Description	
RAS130	1967-72, 80 watt, 3 way speakers	pair 128.00
RAS131	1967-72 As RAS130, but you install your speakers...	pair 65.50

• Selector Slide Bar


Fits the factory AM-FM radio.

Part No.	Description	
RAP129	1967-72 Chrome	each 13.60

• Radio Antenna

Part No.	Description	
RAA108	1947-72 Fits nicely in original cowl hole on right side near windshield. Close to original	each 17.00
RAA138	1967-72 Original GM telescopic AM-FM unit	each 59.90





SHEET METAL

CAB SHEET METAL

We provide a large selection of specially formed metal body panels. These excellent reproductions replace areas that are often damaged in these older trucks. Good gauge, proper bends, etc.

• Hoods - Metal

Our original style is made to exact specifications as used by GM. If you choose the newly designed cowl induction hood it fits just right and is very popular for the non-original custom look!

Part No.	Description	
SM520	1967-68 As original	each 380.00
SM521	1967-68 With cowl induction hump in center	each 440.00
SM522	1969-72 As original	each 380.00
SM523	1969-72 With cowl induction hump in center	each 440.00

• Rear Cab Corners

Part No.	Description	
SM252L	1967-72 Left	each 16.90
SM252R	1967-72 Right	each 16.90

• Rocker Panels

Fits horizontally below door. Includes the curved two inches of both door posts as original. Both styles are excellent quality and not difficult to install.

Part No.	Description	
SM316L	1967-72 Left, reproduction, but just like original	each 20.00
SM316R	1967-72 Right, reproduction, but just like original	each 20.00

• Inner Rocker Panels

Fit between the rocker panel and the floor section.

Part No.	Description	
SM274	1967-72 Left or right	each 22.05

• Inner Door Bottoms

Will nicely fit your original doors. Excellent if your GM doors have major bottom rust.

Part No.	Description	
SM266L	1967-72 Left, approx. 6" x 36"	each 63.50
SM266R	1967-72 Right, approx. 6" x 36"	each 63.50

• Door Lower Exterior Skins

Part No.	Description	
SM267L	1967-72 Left, 24" high	each 25.50
SM267R	1967-72 Right, 24" high	each 25.50

• Cab Floor Pan Complete, 1968-72

Door to door, 51" x 67". All ribs and bends are just like GM made it.

Part No.	Description	
SMC325	Includes correct reinforcing underside bracing.	each 475.00

SHEET METAL



CAB SHEET METAL (continued)

• Floorboard Sections - Stamped Metal

With proper bends, grooves, thickness, etc.

Part No.	Description	
SM251L	1967-72 Left, approx. 25" high x 29" wide	each 34.50
SM251R	1967-72 Right, approx. 25" high x 29" wide	each 34.50

• Cab Floor Supports

Metal reinforcement brackets below floor sheet metal. These specially formed stamped steel brackets nicely reinforce the important floor supports which are often rusted and collapsing. We provide the slip-on cover style as well as the total replacement style. Due to clearance problems, the slip-on style is the only type that can be used unless the cab is lifted from the frame.

Part No.	Description	
SM199	1960-72 Front, 2 required per truck (slip-on)	each 10.75
SM200L	1960-72 Rear, left (slip-on)	each 16.95
SM200R	1960-72 Rear, right (slip-on)	each 16.95
SMC135	1960-72 Front, 2 required per truck (total replacement)	each 19.50
SMC136	1960-72 Rear, left (total replacement)	each 19.50
SMC137	1960-72 Rear, right (total replacement)	each 19.50

• Cab Interior Roof Panel

Above windshield, between doors. Often badly rusted due to a leaking front rain gutter above.

Part No.	Description	
SM535	1967-72	each 74.50

BED SHEET METAL

• Front Bed Panels

Exact gauge, bends, welds, holes, etc., as original. Bolts into place.

Note: For front bed panels on the non-original truck, see the BED SHEET METAL FOR THE CUSTOM TRUCK section.

Part No.	Description	
SM235	1960-72 Stepside	each 110.00
SM268	1967-72 Fleetside, wood floor type	each 165.00
SM269	1967-72 Fleetside, metal floor type	each 165.00

• Tailgate, Stepside


Formed steel, with ends. Ready for final sanding and painting. These quality tailgates are made from original GM tooling. In primer.

Note: For tailgates for the non-original truck, see BED SHEET METAL FOR THE CUSTOM TRUCK section.

Part No.	Description	
SM122	1954-72 Chevrolet, includes original block letters, exact as original, from factory dies	each 269.00
SM123	1960-72 GMC, with block letters	each 249.75



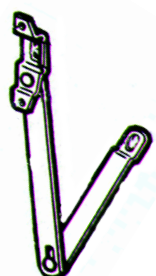
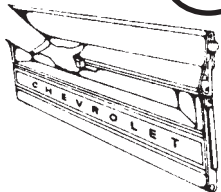
Fleetside Panels





SHEET METAL

TL



BED SHEET METAL (continued)

• Tailgate, Fleetside

These Chevrolet and GMC lettered gates are approved by GM to equal the quality of the originals.

Part No.	Description	
SM271	1967-72 GMC	each 450.00
SMB125	1967-72 Chevrolet, with lettering	each 329.95
SMB124	1967-72 Plain, no lettering	each 199.95

• Tailgate Actuating Rods

Part No.	Description	
SM602	1967-72 Fleetside, both sides	pair 15.50

• Tailgate Support Arm

Just like original. Zinc plated show quality! Made in the USA.

Part No.	Description	
SMT325	1967-72 Fleetside, Left	each 24.95
SMT326	1967-72 Fleetside, Right.....	each 24.95

• Tailgate Hinge Trunnions

Part No.	Description	
SM227	1954-72 Stepside, with bolts.....	pair 10.95
SM304	1967-72 Fleetside, with brackets	pair 19.95

• Tailgate Chains

Part No.	Description	
SM228	1954-72 Stepside, exact as original, zinc plated.....	pair 27.00
SMT301	1954-72 Stepside, polished stainless steel.....	pair 47.75

• Tailgate Chain Covers

Protect the paint on your bed with these original type tubular covers. Includes water drain hole.

Part No.	Description	
SM246	1932-72 Stepside, black as original	pair 4.75
SM2461	1932-72 Stepside, clear	pair 7.95

• Tailgate Edge Protector

An attractive stainless steel horizontal that covers top edge of gate. Hides scratches and small dents. Improves appearance. An aftermarket accessory made specifically for these older tailgates.

Part No.	Description	
TR278	1954-72 Stepside.....	each 28.00

• Tailgate Rubber Bumpers

Part No.	Description	
SM282	1967-72 Fleetside, set of 4	set 5.95

• Tailgate Latches, Fleetside

Part No.	Description	
SM602	1967-72 Zinc plated, Fits inside gate	pair 15.50

SHEET METAL



BED SHEET METAL FOR THE CUSTOM TRUCK

• Tailgate, Custom Non-Lettered

These units are made for both the custom and everyday driving truck. To keep cost low, they do not have the Chevy or the GMC letters. They are however exact in all other areas

and include the tailgate ends for easy installation. In primer.

Part No.	Description	
SM176	1954-72 Stepside. Like original, except no stamped letters	each 155.50
SM185	1954-72 Like SM176 except has seven vertical rows of louvers.....	each 224.50
SM317	1954-72 Like SM176 except louvers which gives the appearance of a Chevrolet Bowtie	each 209.95
SMT201	1954-72 Stepside with large embossed "Bowtie"	each 225.00
SMB124	1967-72 Chevrolet or GMC, no stamped letters. Fleetside.....	each 199.95

• Tailgate Covers, Stepside

A full metal 18 gauge cover with curves on top and bottom. Fits over existing tailgate. Weld in place.

Part No.	Description	
SM275	1954-72 Smooth surface.....	each 69.95
SM276	1954-72 A full cover like SM275, but has seven rows of louvers	each 79.95

• Tailgate Covers, Fleetside

A full metal cover with curves on top and bottom. Fits over rear of existing tailgate. Also requires SM280 relocater kit below.

Part No.	Description	
SM2783	1967-72 Smooth surface.....	each 113.00
SM2793	1967-72 A full cover like SM2783, but has nine rows of louvers.....	each 124.00

• Tailgate Handle Relocator Kit with Fasteners


Necessary when you cover the outer surface of an original Fleetside 1967-72 tailgate with parts SM2783, SM2793, and SM2962. Allows gate to be opened by lifting the latch handle on inside of gate.

Part No.	Description	
SM280	1967-72 Fleetside	set 89.50


• Weld-In Tailgate Panel

Covers indented, center horizontal area. Smooth finish.

Part No.	Description	
SM2961	1967-72 Fleetside with handle cutout	each 79.10
SM2962	1967-72 Fleetside without handle cutout	each 79.10



Fleetside Panels





SHEET METAL



• Roll Pan, Front

For the custom non-original truck without a front bumper. Gives a very smooth appearance. These 18 gauge steel pans are die formed to match the curvature of your truck.

Part No.	Description	
SM318	1967-72 18 gauge metal	each 185.00



• Roll Pan, Rear

Gives a rounded custom appearance when rear bumper is removed. For the non-original truck. Metal construction. Die formed, 18 gauge.

Without License Plate Box

Part No.	Description	
SM3112	1954-72 Stepside, blank	each 99.95
SM3132	1954-72 Stepside, with 4 rows of louvers	each 109.95
SM338	1967-72 Fleetside	each 84.75

With License Plate Box

Part No.	Description	
SM3122	1954-72 Stepside, blank	each 133.00
SM3142	1954-72 Stepside, with 4 rows of louvers	each 149.50
SM339	1967-72 Fleetside	each 141.25

• License Plate Lights and Wiring

For use on roll pan with license plate box. Includes two lights with lens sockets and pigtails. Use with SM3122, SM3142, or SM339 from previous page.

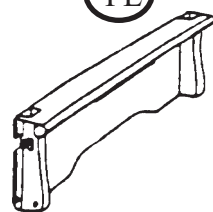
Part No.	Description	
LGR300	1947-72 With license plate box.....	pair 19.95

BED SIDES FOR STEPSIDE PICKUPS

Excellent metal reproductions. Includes stake pockets and corner bed strips.

Note: For the custom truck, we can have bed sides made without the square holes above the stake pockets.

TL




• Short Bed for Stepside Pickups - 1/2 Ton

Part No.	Description	
SM171L	1967-72 Left, 115"wheelbase.....	each 395.00
SM171R	1967-72 Right, 115"wheelbase	each 395.00

• Long Bed for Stepside Pickups - 1/2 and 3/4 Ton

Part No.	Description	
SM220L	1960-72 Left 127"wheelbase	each 590.00
SM220R	1960-72 Right 127"wheelbase	each 590.00

SHEET METAL



• Bed Side Hole Caps, Stepside

For the finishing touch on your modified truck. A rubber O-ring band surrounds the outside of the metal cap and holds it in place. Just press in and the job is done.

Part No.	Description	
MS340	1967-72 Satin, smooth finish	pair 39.95
SMC102	1967-72 Satin, with Chevrolet Bowtie logo	pair 49.95



• Bed Roll Custom Lights

For the custom non-original stepside pickup. Fits in the bed roll and is a great addition to the original taillights. A pair of double filament units are both extra stop and turn signal lights. Wiring runs forward through bed roll and connects to your harness. Complete with lens, housing, sockets, wiring, and instructions. A great extra.

Part No.	Description	
SMC120	1940-72 Stepside, 1-3/4" diameter	pair 81.50

FLEETSIDE BED SIDES AND PATCH PANELS

• Bed Sides For Fleetside Pickups, 6 or 8 Foot length.

Note: Just like GM including the two full-depth steel panels. Fill in marker light holes on 1967.

Part No.	Description	
SMB476	1967-72 Left, metal shortbed	each 475.00
SMB477	1967-72 Right, metal shortbed.....	each 475.00
SMB478	1967-72 Left, metal longbed	each 550.00
SMB479	1967-72 Right, metal longbed.....	each 550.00



• Front Bedside Panel Section

From wheelwell center to bed front.

Part No.	Description	
SMB319L	1967-72 Left, approx. 14" high x 42" long	each 34.50
SMB319R	1967-72 Right, approx. 14" high x 42" long.....	each 34.50
SM284L	1967-72 Left, approx. 35" high x 55" long	each 120.00
SM284R	1967-72 Right, approx. 35" high x 55" long.....	each 120.00



• Rear Bedside Panel Section

From wheelwell center to bed rear.

Part No.	Description	
SMB318L	1967-72 Left, approx. 13" high x 34" long	each 39.50
SMB318R	1967-72 Right, approx. 13" high x 34" long.....	each 39.50
SM286L	1967-72 Left, approx. 35" high x 53" long	each 120.00
SM286R	1967-72 Right, approx. 35" high x 53" long.....	each 120.00

NOTE: SM286 is 67-72 Longbed truck. (You cut for short bed truck.)



• Bedside Wheelwell Repair Panel

The upper wheelwell opening where rust-out usually occurs.

Part No.	Description	
SM287L	1967-72 Left, approx. 14" high x 35" long	each 29.50
SM287R	1967-72 Right, approx. 14" high x 35" long.....	each 29.50





SHEET METAL

• Wheelwell Housings or Tubs

Proper full wheel housings that are visible inside bed of Fleetside, Suburban, and Blazer. Left or right.

Part No.	Description	
SM265	1967-72 Thick fiberglass, excellent reproduction, shaped just like original.....each	89.00
SM529	1967-72 Metal, excellent reproduction.....each	97.50

FENDER ITEMS

• Fender, Front - Metal

For 1/2, 3/4, and 1 ton.

Part No.	Description	
SM510L	1967 Left Chevy and GMC (no marker light holes).....each	150.00
SM510R	1967 Right Chevy and GMC (no marker light holes) each	150.00
SM290L	1968 Chevrolet and 1968-72 GMC, left.....each	150.00
SM290R	1968 Chevrolet and 1968-72 GMC, right.....each	150.00
SM301L	1969-72 Chevrolet, Left.....each	150.00
SM301R	1969-72 Chevrolet, Right.....each	150.00

• Fender Protectors

Stop fender paint stars! Yes, sharp gravel points hitting under your fenders at high speed can put unsightly stars on the top painted surface. Protect your rear fiberglass and metal fenders. Deflect road gravel using specially developed "knobby" designed, flexible, SBR (Styrene, Butadiene) black panels that form and adhere to the underside of your fenders. Great insurance protection against paint stars. Guaranteed not to separate when applied properly. Each kit contains two 1/4" panels 10" x 42", adhesive and instructions.

Part No.	Description	
SMP100	Fender protectors..... pair	69.50

• Fender, Front - Inner

Metal like the original. (Will ship by UPS.)

Part No.	Description	
SMF672L	1967-72 Left, excellent reproduction.....each	99.50
SMF672R	1967-72 Right, excellent reproduction.....each	99.50

• Fender, Front - Inner Cage Nut

Part No.	Description	
SMF671	1967-72 "J" nut.....each	.60

• Fender, Rear

We have the best in quality metal or fiberglass fenders for your stepbed pickup. These are actually 1968-72, Fill marker light hole for 1967. Fits stepside 1/2, 3/4, and 1 ton.

Part No.	Description	
SM329L	1968-72 Left, Fiberglass.....each	254.25
SM329R	1968-72 Right, Fiberglass.....each	254.25
SMF680L	1968-72 Left, Metal.....each	406.00
SMF680R	1968-72 Right, Metal.....each	406.00

FENDER ITEMS (continued)

• Running Board Steps, 1/2 Ton Short Bed Stepside

These quality replacements look just like the originals.

Part No.	Description	
SM337	1967-72 heavy fiberglass	pair 134.00
SM336L	1967-72 metal	each 85.00
SM336R	1967-72 metal	each 85.00

FRONT FENDER PATCH PANELS

• Fender, Lower Rear Half of Front

Part No.	Description	
SM288L	1967-72 Left	each 53.50
SM288R	1967-72 Right	each 53.50

• Fender, Lower Rear

Lower 14" of rear of front fender.

Part No.	Description	
SM289L	1967-72 Left	each 18.50
SM289R	1967-72 Right	each 18.50

• Fender, Front Half

From wheelwell forward.

Note: These panels are formed as a 1968 Chevrolet and 1968-72 GMC, but will fit 1967 and 1969-72 Chevrolet with slight modification on end.

Part No.	Description	
SM292L	1967-72 Left	each 99.00
SM292R	1967-72 Right	each 99.00

DOORS

We carry a full-line of 1967-72 doors for pickups, Blazers and Suburbans. Retooled! Sold as a shell. You provide inner door panels, latching, window mechanism handles, etc.

Part No.	Description	
SM501L	1967-71 Left, Pickup and Large Truck	each 299.95
SM501R	1967-71 Right, Pickup and Large Truck	each 299.95
SM551L	1972 Left, Pickup and Large Truck	each 299.95
SM551R	1972 Right, Pickup and Large Truck	each 299.95
SM552L	1967-71 Left, Suburban	each 299.95
SM552R	1967-71 Right, Suburban	each 299.95

FLOORS

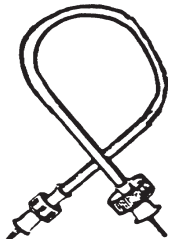
• Complete Fleetside Bed Floor

Metal with under side ribs.

Part No.	Description	
BP274	1967-72 Six foot bed	each 685.00
BP275	1967-72 Eight foot bed	each 835.00



SPEEDOMETER AND GAUGE ITEMS



• Speedometer - New

No core charge.

Part No.	Description		
SP410	1967-72	each	119.00

• Speedometer - Rebuilt Original AC Delco

Professionally rebuilt original. Not the non-repairable aftermarket design. Three year warrantee! Includes new odometer, needle, and internal parts, as appropriate. Other items rebuilt or replaced. Top quality. Looks excellent!

Part No.	Description		
RESP198	1967-72 Chevrolet and GMC	each	195.00
SP1871	Core charge for RESP198	core	25.00

• Speedometer Cable

With black vinyl housing. Excellent replacement.

Part No.	Description		
ME2272	1947-72 Chevrolet or GMC 4X2	each	37.50
ME815	1960-72 Chevrolet and GMC 4x4	each	26.95

GAUGE CLUSTERS & HOUSINGS

• Gauge Cluster Assembly

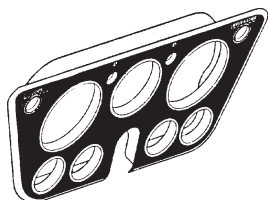
These dash assemblies have been restored to the quality you expect of a show truck, ready to install. The edging as well as the rings surrounding the gauges have new simulated chrome. The clear plastic face is polished to a new appearance and includes excellent restored or new gauges, rebuilt speedometer and circuit board. These units are a must for the quality minded truck owner.

Note: Prices do not include the optional tachometer, headlight switch, wiper switch, or optional vacuum gauge.

Part No.	Description		
RESP201	1967-68 Black with chromed edges and rings	each	400.00
RESP209	1969-72 Black with chromed edges and rings. For warning light style instead of gauges.....	each	400.00
RESP202	1969-72 Black with chromed edges and rings	each	400.00
RESP204	1969-72 All chrome without black painted insert.....	each	400.00
RESP203	1969-72 Woodgrain with chromed edges and rings	each	400.00
SP204	Core charge on complete assembly. Gauges and circuit board intact	core	50.00

**HAVE A
HAULING JOB?
CHEVROLET HAS THE
RIGHT TRUCK**

SPEEDOMETER AND GAUGE ITEMS



GAUGE CLUSTER & HOUSINGS (continued)

• Gauge Cluster Housings or Bezels

All bezels are chrome and have four lower gauge holes, except where stated.

Part No.	Description	
SP206	1967-68 Black with chrome edges and rings as original.....each	65.50
SP206C	1967-68 All chrome without black painted insert. For the more custom, non-original truckeach	65.50
SP207	1969-72 Black with chrome edges and rings as original.....each	50.00
SP205	1969-72 Black with chrome edges and rings, <u>without</u> four lower gauge holes.....each	47.50
SP207C	1969-72 All chrome without black painted insert.....each	47.50
SP208	1969-72 Wood grained with chrome edges and rings. For the very deluxe truckeach	68.50

Note: The 1967-68 housing has the correct wiper switch hole on the left and choke hole on the upper right. The headlight switch hole is in the same position in all 1967-72 bezels.

• Gauge Cluster Plastic Lens

Clear with light green lettering on back side. Except were stated these lens are for clusters with full gauges, not warning light style.

Part No.	Description	
SP295	1967-72 For dashes with warning lightseach	36.00
SP221	1967-72 For dashes without tachometer and tach....each	36.00
SP220	1967-72 For dashes with tachometereach	36.00
SP300	1967-72 For dashes with tachometer and vacuum gaugeeach	40.00

• Gauge Cluster Housing Gasket

Protects lens from housing.

Part No.	Description	
SP415	1967-72 Tubular rubber, set of 6 piecesset	1.50

• Printed Circuit (Dash Cluster Wiring)

For gauge type cluster, not warning light style.

Part No.	Description	
EL191	1967-72 With or without tachometereach	60.00

• Tachometer

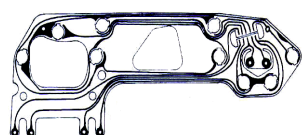
A show quality reproduction to perfectly replace your original.

Part No.	Description	
SP226	1967-72each	110.00

• Tachometer and Installation Kit

Includes the items to make a factory tachometer assembly, such as printed circuit, wiring harness, tachometer, plastic face and the two piece metal housing. Show quality.

Part No.	Description	
SP227	1967-72set	282.50



SPEEDOMETER AND GAUGE ITEMS

GAUGE CLUSTER & HOUSINGS (continued)

• Wiring Harness for Tachometer

Part No.	Description	
ELD309	1967-72 For tachometer kit.....each	20.00

• Instrument Cluster - Inner Metal Case

Part No.	Description	
SP228	1967-72 Metal case with tachometer holeset	56.50

• Temperature Gauge

Fits in instrument cluster.

Part No.	Description	
MEE099	1967-72.....each	39.50

• Ammeter Gauge

Fits in instrument cluster.

Part No.	Description	
SP240	1967-72.....each	31.25

• Gas Gauge

Fits in-dash gauge cluster housing.

Part No.	Description	
MEG170	1967-72each	40.00

• Oil Pressure Gauge

Part No.	Description	
MEG176	1967-72each	79.95

• Vacuum Gauge

A new unit to replace your original damaged or weathered gauge. Just like GM.

Part No.	Description	
MEG175	1967-72 Optional (use with SP300).....each	80.00

• Vacuum Gauge Conversion Kit

The needed parts to place the optional vacuum gauge in your standard dash cluster. Includes housings, vacuum gauge, backing plate, clear lens face (with tachometer letters), plus front and rear housings.

Part No.	Description	
SP445	1967-72.....kit	200.00

• Speedometer Ratio Adapter

Corrects the error in your speedometer when your rear tires or total differential has been changed. Fits all GM applications. Simply follow a vehicle with a correct speedometer and tell us what corection you need. We will have a small ratio adapter custom built for your truck. Takes minutes to install to your transmission!

Part No.	Description	
SP249	All Chevrolet or GMCeach	97.50




High-torque ENGINES


for every job

1968 CHEVROLET


Two Sixes and three V8s are available to help you meet your particular power needs. And each is designed to deliver maximum performance while keeping operating costs down low. Precision molded head and block castings give maximum rigidity with a minimum of dead weight. Free-breathing valve-in-head design with big valves and smooth porting allows full fuel charge to enter cylinders. Hydraulic valve lifters and individual rockers provide quiet valve action at all speeds. Low-inertia aluminum pistons have cast-in steel struts to control expansion. Precision-balanced crankshafts have main bearings flanking each throw to keep engine running smoothly. Closed positive crankcase ventilation removes and neutralizes harmful fumes. And all engines except the 396 V8 operate on regular gas.




250 SIX




292 SIX



396 V8



307 V8



327 V8

ENGINE SPECIFICATIONS

	250 Six	292 Six	307 V8	327 V8	396 V8
Displacement (cu. in.)	250	292	307	327	396
Bore & Stroke (in.)	3 $\frac{7}{8}$ x 3 $\frac{1}{2}$	3 $\frac{7}{8}$ x 4 $\frac{1}{8}$	3 $\frac{7}{8}$ x 3 $\frac{1}{4}$	4 x 3 $\frac{1}{4}$	4 x 3 $\frac{3}{4}$
Compression Ratio	8.5 to 1	8.0 to 1	9.0 to 1	8.5 to 1	10.25 to 1
Gross Horsepower @ rpm	155 @ 4200	170 @ 4000	200 @ 4400	240 @ 4400	325 @ 4800
Net Horsepower @ rpm	125 @ 3800	153 @ 3600	150 @ 4000	187 @ 4000	220 @ 4200
Gross Torque (lbs.-ft.) @ rpm	235 @ 1600	275 @ 1600	300 @ 2400	330 @ 3000	410 @ 3200
Net Torque (lbs.-ft.) @ rpm	220 @ 1600	255 @ 2400	255 @ 2000	290 @ 2400	320 @ 2400

SIDE MOLDINGS

• Lower Side Body and Wheelwell Trim - Chevrolet/GMC, 1967-68

This trim was used on the most deluxe fleetside pickups in 1967-68. **Note:** Trucks with this package also include the tailgate trim as listed in this catalog section. Clips are only included with wheelwell moldings. Correct high shine anodized aluminum.

Part No. Description

TR206L	1967-68	Left front wheelwell molding	each	90.00
TR206R	1967-68	Right front wheelwell molding	each	90.00
TR207L	1967-68	Left door side molding	each	35.50
TR207R	1967-68	Right door side molding	each	35.50
TR208L	1967-68	Left rear cab edge molding	each	29.75
TR208R	1967-68	Right rear cab edge molding	each	29.75
TR240L	1967-68	Left front bed edge molding. 115" wheel base, short bed	each	29.50
TR240R	1967-68	Right front bed edge molding. 115" wheel base, short bed	each	29.50
TR209L	1967-68	Left front bed edge molding. 127" wheel base, long bed	each	40.00
TR209R	1967-68	Right front bed edge molding. 127" wheel base, long bed	each	40.00
TR210L	1967-68	Left rear bed edge molding. 115" wheel base, short bed	each	29.25
TR210R	1967-68	Right rear bed edge molding. 115" wheel base, short bed	each	29.25
TR211L	1967-68	Left rear bed edge molding. 127" wheel base, long bed	each	34.25
TR211R	1967-68	Right rear bed edge molding. 127" wheel base, long bed	each	34.25
TRT107L	1967-68	Left rear wheelwell molding	each	57.50
TRT107R	1967-68	Right rear wheelwell molding	each	57.50

• Side Moldings - Complete Sets, Fleetside Only

Part No. Description

TRT210	1967-68	Shortbed, black. 115" wheelbase	set	579.50
TRT211	1967-68	Longbed, black. 127" wheelbase	set	599.50

• Lower Wide Side Moldings - Satin Black, 1969-72

These individual wide side moldings were on the more deluxe Chevrolet and GMC trucks. They are trimmed in correct satin black. Specify the particular strip you need as per item numbers below. **Note:** Trucks with this package also included the tailgate trim as listed in this catalog section.

Part No. Description

TR186L	1969-72	Front molding on left front fender	each	21.50
TR186R	1969-72	Front molding on right front fender	each	21.50
TR187L	1969-72	Rear molding on left front fender	each	22.60
TR187R	1969-72	Rear molding on right front fender	each	22.60
TR188L	1969-72	Left door molding	each	41.85
TR188R	1969-72	Right door molding	each	41.85
TR189L	1969-72	Left cab corner molding	each	22.05





SIDE MOLDINGS (continued)

• Lower Wide Side Moldings - Satin Black, 1969-72(continued)

Part No. Description

TR189L	1969-72	Left cab corner molding	each	22.05
TR189R	1969-72	Right cab corner molding	each	22.05
TR190L	1969-72	Left bed front molding. 115" wheel base	each	31.65
TR190R	1969-72	Right bed front molding. 115" wheel base	each	31.65
TR191L	1969-72	Left bed rear molding. 115" wheel base	each	31.65
TR191R	1969-72	Right bed rear molding. 115" wheel base	each	31.65
TR192L	1969-72	Left bed front molding. 127" wheel base	each	34.25
TR192R	1969-72	Right bed front molding. 127" wheel base	each	34.25
TR193L	1969-72	Left bed rear molding. 127" wheel base	each	39.55
TR193R	1969-72	Right bed rear molding. 127" wheel base	each	39.55
TRT198L	1969-72	Left bed rear molding. 133" wheel base	each	44.00
TRT198R	1969-72	Right bed rear molding. 133" wheel base	each	44.00

• Lower Wide Side Moldings - Wood Grain, 1969-72



These individual wide side moldings were on the most deluxe Chevrolet and GMC trucks. They are factory trimmed in wood grain. Specify the particular strip you need as per item numbers below without clips.

Part No. Description

TR194L	1969-72	Left front fender front molding	each	23.75
TR194R	1969-72	Right front fender front molding	each	23.75
TR195L	1969-72	Left front fender rear molding	each	25.45
TR195R	1969-72	Right front fender rear molding	each	25.45
TR196L	1969-72	Left door molding	each	53.15
TR196R	1969-72	Right door molding	each	53.15
TR197L	1969-72	Left cab corner molding	each	22.60
TR197R	1969-72	Right cab corner molding	each	22.60
TR198L	1969-72	Left bed front molding. 115" wheel base	each	38.45
TR198R	1969-72	Right bed front molding. 115" wheel base	each	38.45
TR199L	1969-72	Left bed rear molding. 115" wheel base	each	38.45
TR199R	1969-72	Right bed rear molding. 115" wheel base	each	38.45
TR200L	1969-72	Left bed front molding. 127" wheel base	each	44.65
TR200R	1969-72	Right bed front molding. 127" wheel base	each	44.65
TR201L	1969-72	Left bed rear molding. 127" wheel base	each	44.10
TR201R	1969-72	Right bed rear molding. 127" wheel base	each	44.10
TRT199L	1969-72	Left bed rear molding. 133" wheel base	each	48.00
TRT199R	1969-72	Right bed rear molding. 133" wheel base	each	48.00

CHEVROLET

SIDE MOLDINGS (continued)

• Lower Wide Side Moldings - Complete Sets With Clips, Fleetside Only, 1969-72

Part No. Description

TR202	1969-72 Short bed, trimmed in satin black. 115" wheel base.....set	307.95
TR204	1969-72 Short bed, trimmed in wood grain. 115" wheel base.....set	362.75
TR205	1969-72 Long bed, trimmed in wood grain. 127" wheel baseset	394.20

• Upper Side Moldings-Individual Pieces-1969-72

Optional GM narrow trim as placed on the more deluxe Chevrolet and GMC trucks. Anodized aluminum with satin black inserts without clips. Beautiful Reproductions.

Part No. Description

TR233	1969-72 Left or right front fender moldingeach	42.50
TR234L	1969-72 Left door moldingeach	36.50
TR234R	1969-72 Right door moldingeach	36.50
TR235L	1969-72 Left cab corner moldingeach	22.95
TR235R	1969-72 Right cab corner molding.....each	22.95
TR236	1969-72 Left or right bed side molding. 115" wheel base, short fleetsideeach	45.75
TR237	1969-72 Left or right bed side molding. 127" wheel base, long fleetsideeach	49.75
TRB285	1969-72 Left or right bedside molding. 133" wheel base, Longhorneach	57.25

• Upper Side Moldings - Complete Sets With Clips, Fleetside Only, 1969-72


Part No. Description

TRT200	1969-72 Shortbed, satin black. 115" wheelbaseset	260.00
TRT201	1969-72 Longbed, satin black. 127" wheelbaseset	265.00
TRT202	1969-72 Longhorn, satin black. 133" wheelbaseset	298.50

• Trim Molding Clips

Part No. Description

TRC117	1967-68 (metal)each	1.10
TRC118	1969-70 Upper, push-in style (metal).....each	2.10
TRC200	1969-72 Upper, stick on style, as original on 1971-72 (plastic).....each	.75
TRC114	1969-72 Upper, for front tip of fender molding (metal).....each	1.95
TRC201	1969-72 Lower, for glue or screw on style (plastic)each	1.10
TRC120	1969-72 Lower, push in style (metal).....each	1.10
TRC121	1969-72 Lower, bolt on style (metal).....each	1.75



TRIM



• Rear Cab Trim - Chevrolet and GMC

The narrow horizontal trim below rear window for dividing two-tone color scheme.

Part No. Description

TR266L	1967-72 Left.....each	29.50
TR266R	1967-72 Righteach	29.50

• Rear Cab Trim Connector

Connects TR266L and TR266R trim strips where they butt together at center of cab.

Part No. Description

TRC210	1967-72 Stainlesseach	6.00
--------	-----------------------------	------

• Rear Cab Trim Attaching Clips

Holds the narrow trim TR266L and TR266R to cab.

Part No. Description

TRC119	1967-72 Nylon as originaleach	.25
--------	-------------------------------------	-----

EMBLEMS

• Glovebox Door Emblems

On the more deluxe models, an attractive emblem was attached to the glovebox door. The following are exact reproductions of these horizontal plates.

Part No. Description

TR172	1967-68 Chevroleteach	24.95
TR173	1969-70 Chevrolet CST and 1969-72 Blazer CSTeach	24.95
TR238	1969-72 Chevrolet Custom.....each	19.75
TR239	1969-72 GMC Custom.....each	19.75
TR174	1971 Cheyenne Super.....each	42.50
TR175	1972 Cheyenne Super.....each	52.95

• Outside Door Emblems

Part No. Description

TR241	1967-68 Chevrolet Custom..... pair	43.00
TR242	1967-70 Chevrolet CST and 1969-72 Blazer pair	43.00

• Rear Quarter Panel Emblems


Part No. Description

TR243	1969-72 Chevrolet Longhorn pair	78.50
TR244	1969-72 GMC Sierra..... pair	83.65
TR245	1971-72 GMC Sierra Grande..... pair	64.95

• Front Hood Die Cast Chrome Letters

Part No. Description

TR179	1967-68 Hood front, Chevrolet letters.....set	35.75
TR247	1968-72 Hood front, GMC letters.....set	59.95





TRIM

MISCELLANEOUS TRIM (CONTINUED)

• Front Die Cast Bowtie Emblems - Chevrolet

Part No.	Description	
TR180	1967-68 Secures to grille, chrome and red.....each	39.50
TR181	1969-70 Secures to hood, chrome and blue.....each	39.50
TR182	1971-72 Secures to grille, chrome and blueeach	44.95

• Front Fender Side Emblem - GMC 1500 1/2 Ton and 2500 3/4 Ton

Finally, after continual requests, we now have them available. Show quality! Chrome, red, and black.

Part No.	Description	
TR280	1968-72 V-Eight, 1500 pair	60.00
TR281	1971-72 Sierra Grande, 1500 pair	60.00
TR286	1968-72 4x4, for Pickup or Suburban, 1/2 or 3/4 ton..... pair	49.95
TRT120	1968-72 V-Eight, 2500 pair	59.95
TRT121	1971-72 Sierra Grande, 2500 pair	59.95
TRT122	1971-72 Jimmy pair	59.95



TRIM



• Front Fender Side Emblem - Chevrolet

These chrome die cast and painted emblems perfectly replace the originals. American made from original GM tooling. Show quality.

Note: Often these moldings and emblems are available used at half price. Check on availability.

Part No.	Description		
TR220	1967-68 10 emblem	pair	70.10
TR268	1967-68 20 emblem	pair	70.10
TR221	1969-70 CST/10.....	pair	48.05
TR277	1969-72 C/10	pair	48.05
TR222	1969-72 Custom/10	pair	73.45
TR223	1969-72 Custom/20	pair	73.45
TR224	1971-72 Cheyenne/10	pair	48.05
TR225	1971-72 Cheyenne/20	pair	48.05
TR226	1971-72 Cheyenne/30	pair	45.20
TR227	1971-72 Super	pair	44.10
TR250	1971-72 Deluxe.....	pair	44.10
TR286	1968-72 4x4, pickup, suburban, or blazer 1/2 and 3/4 ton	pair	49.95
TRT125	1969-72 K/5 Blazer	each	29.85

• Front Fender Emblems - Chevrolet

Engine size in cubic inches. Chrome die cast with black paint as original. Show quality. From GM tooling.

Note: Often these moldings and emblems are available used at half price. Check on availability.

Part No.	Description		
TR228	1971-72 8-350.....	pair	39.50
TR229	1969-70 8-396.....	pair	39.50
TR230	1971-72 8-400.....	pair	39.50
TR231*	1969-72 8-454.....	pair	39.50

* The TR231 emblem 8-454 was not actually used on these GM trucks, however, it is nice if you install this larger big block engine.

TAILGATE TRIM

• Tailgate Edge Protector-Stainless

An attractive stainless steel horizontal edge that covers top edge of gate. Hides scratches and small dents. Improves appearance. An aftermarket accessory.

Part No.	Description		
TR278	1954-72 Stepside.....	each	28.00

• Tailgate Woodgrain Panel

Used on the more deluxe fleetside pickups. Includes metal die cast chrome letters.

Part No.	Description		
TR170	1969-70 Chevrolet CST and 1971-72 Chevrolet Cheyenne	each	169.50
TRB284	1969-72 GMC Sierra Grande.....	each	175.00



TAILGATE TRIM (CONTINUED)

• Tailgate Chrome Metal Letters

Attaches to the optional woodgrain trim panel.



Part No.	Description	
TR212	1969-72 Chevrolet fleetside, included in TR170	set 58.50
TR246	1969-72 GMC fleetside, included in TRB284.....	set 54.00

• Tailgate Upper Molding Horizontal Trim Strips

Used on the more deluxe fleetside pickups. Use with attaching clips below, TR270.

Part No.	Description	
TR213L	1967-72 Left.....	each 15.10
TR213R	1967-72 Right	each 15.10

• Tailgate Upper Molding Trim Strip Clips

Use with TR213L and TR213R.

Part No.	Description	
TR270	1967-72.....	each 1.15

• Tailgate Upper Trim Center Connection

The chromed die cast bracket that connects the two TR213 strips.

Part No.	Description	
TR263	1967-72.....	each 15.50

• Tailgate Lower Molding Horizontal Trim Strip

Used on middle series Chevrolet and GMC fleetside pickups. Not originally on Cheyenne or Sierra Grande with wood grained band. Length 66-3/4".

Part No.	Description	
TR214	1969-72.....	each 28.25

MISCELLANEOUS TRIM

• Front Fender Trim, Chevrolet and GMC

Secures to the front edge of your fender to harmonize with grille.

Part No.	Description	
*TR178L	1967-68 Left Chevrolet and GMC	each 24.75
*TR178R	1967-68 Right Chevrolet and GMC.....	each 24.75
TR289L	1969-72 Left GMC only.....	each 59.95
TR289R	1969-72 Right GMC only	each 59.95
*TR178L and TR178R was originally on deluxe 1968 models, but will fit 1967 perfectly.		

• Hood Front Edge Trim Molding

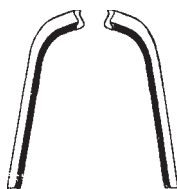
Originally on the deluxe 1968 only, however, it perfectly fits 1967. Use with TR178L and TR178R above.

Part No.	Description	
TR177	1967-68.....	each 58.00


• Stainless Steel Wheel Rings

A nice quality reproduction ring. Looks great in combination with chrome hubcaps or on rally wheels. (Does not need attaching clips.)

Part No.	Description	
MST153	3" deep. For rally wheels only.....	each 25.50



TRIM



• Door Edge Guards

The vertical chrome, slip-on molding that protects door edge from chips. A factory GM option.

Part No.	Description	
TR176	1967-72	pair 43.95

• Sill Plate

Fit on cab floor between door posts. Holds down the floor mat or carpet under door.

Part No.	Description	
TR161	1967-72 Chevrolet and GMC, chrome	each 17.50
TR167	1967-72 Chevrolet and GMC, stainless steel	each 17.50

• Sill Plate Screws Chrome

Part No.	Description	
TRT109	1967-72 Chevrolet and GMC (8 piece set)	set 2.50

• Vent Shades

We now stock this famous brand of stainless air deflectors. Custom made to fit the contours of your truck. These attractive awnings extend over side windows about two inches. Allows for air flow in cab, while wet weather stays out.

Part No.	Description	
TR185	1967-72 Chevrolet and GMC	pair 32.95

• Windshield Trim Molding - Stainless, Front

On the more deluxe trucks. 6 pieces with clips.

Part No.	Description	
TRT600	1967-70 Pickup and Suburban, and 1969-70 Blazer	set 65.00
TRT601	1971-72 Pickup, Suburban, and Blazer	set 65.00

Note: For proper windshield seal, see WINDOW section.


• Window Trim Molding - Stainless, Rear

On the more deluxe trucks.

Part No.	Description	
TRT602	1967-72 For large rear window cabs	set 70.00


Suburban
*Takes over where ordinary
station wagons leave off.*

HIGH TORQUE 292



High-Torque
ENGINES
For every job

HIGH TORQUE 327 V8



GMC

UPHOLSTERY



We specialize in original type seat kits, headliners, door panels, loop carpeting, etc. for the customer that wants his truck just the way GM designed it. For the 1967-72 style GM trucks, we now have the correct components for the top of the line series in each of these years. Even if you don't plan to have your truck judged, it is being shown every day as people admire it. It costs only a little more to go first class!

NOTE: We try to have all colors and designs available but usually stock only the more in-demand kits. Sorry, but the some kits are special ordered and can require as much as four to six weeks. All special ordered kits returned or canceled will be charged a 20% restock fee.

UPHOLSTERED SEAT KITS

We feature top quality pre-sewn kits to fit your original seat frames. Includes instructions and a sewn seat cover with padded pleats ready for installation. Kits for the top of the line CST, Cheyenne and Sierra Grande models will include original style scroll design vinyl or vinyl with houndstooth cloth inserts. For the perfectionist!

Note: The colors in these kits are based on original Chevrolet. They are usually the same or very close to GMC.

• Chevrolet Cheyenne Super and GMC Sierra Grande, 1971-72

These seat coverings were the most deluxe and used only in the top of the line. They consist of vinyl edging, and center plus a color coordinated pleated houndstooth checked cloth insert. These are a class item for a class truck!

For those not going strictly original we provide three color combinations that were not available from the factory*. However, they make for a very attractive finished product.

Bench Seat - Back and Bottom Cushion

Part No.	Description	
UPS196BK	*1971-72 Black vinyl with black and white houndstooth insert, not an original color combination	set 309.00
UPS196OW	1971-72 Off White vinyl with black and white houndstooth insert	set 309.00
UPS196GN	1971-72 Green vinyl with black and green houndstooth insert	set 309.00
UPS196SD	1971-72 Saddle vinyl with black and brown houndstooth insert	set 309.00
UPS196OR	*1971-72 Orange vinyl with black and orange houndstooth insert, not an original combination	set 309.00
UPS196LU	1971-72 Blue vinyl with black and blue houndstooth insert	set 309.00
UPS196RD	*1971-72 Red vinyl with black and red houndstooth insert, not an original combination	set 309.00



Not exact design.

Bucket Seats - A Pair of Backs and Bottoms

Note: The GM houndstooth cloth insert was not originally on bucket seats but is an attractive addition to the restored truck.

Part No.	Description	
UPS206BK	*1971-72 Black vinyl with black and white houndstooth insert, not original colors	pair 299.95
UPS206OW	1971-72 Off White vinyl with black and white houndstooth insert	pair 299.95
UPS206GN	1971-72 Green vinyl with black and green houndstooth insert	pair 299.95

UPHOLSTERY

UPHOLSTERED SEAT KITS (CONTINUED)

Bucket Seats - A Pair of Backs and Bottoms(continued)

Part No.	Description		
UPS206SD	1971-72 Saddle vinyl with black and brown houndstooth insert.....	pair	299.95
UPS206OR	*1971-72 Orange vinyl with black and orange houndstooth insert, not original color.....	pair	299.95
UPS206LU	1971-72 Blue vinyl with black and blue houndstooth insert.....	pair	299.95
UPS206RD	*1971-72 Red vinyl with black and red houndstooth insert, not original color.....	pair	299.95

• Chevrolet Cheyenne and GMC Sierra, 1971-72

For those wanting the original all vinyl cover for this deluxe series, we have them. This pleated vinyl with authentic color and GM scroll detail is just what your truck needs.

Bench Seat - Back and Bottom Cushion

Part No.	Description		
UPS751BK	1971-72 Black.....	set	249.95
UPS752OW	1971-72 Off White.....	set	249.95
UPS753MG	1971-72 Metallic Green.....	set	249.95
UPS754DS	1971-72 Dark Saddle.....	set	249.95
UPS755BB	1971-72 Bright Blue.....	set	249.95
UPS756BR	1971-72 Bright Red.....	set	249.95
UPS757SN	1971-72 Sandalwood.....	set	249.95
UPS758AQ	1971-72 Aqua.....	set	249.95

Bucket Seats - A Pair of Backs and Bottoms

Part No.	Description		
UPS761BK	1971-72 Black.....	pair	299.95
UPS762OW	1971-72 Off White.....	pair	249.95
UPS763MG	1971-72 Metallic Green.....	pair	249.95
UPS764DS	1971-72 Dark Saddle.....	pair	249.95
UPS765BB	1971-72 Bright Blue.....	pair	249.95
UPS766BR	1971-72 Bright Red.....	pair	249.95
UPS767SN	1971-72 Sandalwood.....	pair	249.95
UPS768AQ	1971-72 Aqua.....	pair	249.95

• Chevrolet CST and GMC Super Custom, 1969-70

Yes, this 1969-70 all vinyl pleated kit has a different scroll placement than in 1971-72. We have the real thing!

Bench Seat - Back and Bottom Cushion

Part No.	Description		
UPS731BK	1969-70 Black.....	set	279.95
UPS732MG	1969-70 Metallic Green.....	set	279.95
UPS733SD	1969-70 Saddle.....	set	279.95
UPS734SN	1969-70 Sandalwood.....	set	279.95
UPS735AQ	1969 Aqua.....	set	279.95
UPS736DA	1969 Dark Aqua.....	set	279.95
UPS737RD	1969-70 Red.....	set	279.95
UPS738BB	1969-70 Bright Blue.....	set	279.95
UPS739DB	1969-70 Dark Blue.....	set	279.95



Not exact design.

UPHOLSTERY



UPHOLSTERED SEAT KITS (CONTINUED)

Bucket Seats - A Pair of Backs and Bottoms

Part No.	Description	
UPS741BK	1969-70 Black.....	pair299.95
UPS742MG	1969-70 Metallic Green.....	pair269.95
UPS743SD	1969-70 Saddle.....	pair269.95
UPS744SN	1969-70 Sandalwood.....	pair269.95
UPS745AQ	1969 Aqua.....	pair269.95
UPS746DA	1969 Dark Aqua.....	pair269.95
UPS747RD	1969-70 Red.....	pair269.95
UPS748BB	1969-70 Bright Blue.....	pair269.95
UPS749DB	1969-70 Dark Blue.....	pair269.95

• Chevrolet CST and GMC Super Custom, 1967-68

The CST and Super Custom were the top of the line in the beginning of this popular body style. GM chose this pleated, all vinyl covering for these deluxe models for two years. We provide what is correct for the perfectionist!.

Bucket Seats - A Pair of Backs and Bottoms, Plus Cover for Center Arm Rest and Console combination, 1967-68

Part No.	Description	
UPS721BK	1967-68 Black.....	pair324.95
UPS722RD	1967-68 Red.....	pair324.95
UPS723BB	1967-68 Bright Blue.....	pair324.95
UPS724AQ	1967-68 Aqua.....	pair324.95
UPS726LN	1967-68 Light Green.....	pair324.95
UPS727MG	1967-68 Metallic Green.....	pair324.95
UPS728OW	1967-68 Off White.....	pair324.95
UPS729LS	1967-68 Light Saddle.....	pair324.95

NOTE: Bench seats were not offered on the top of the line CST 1967-68 trucks.

• Chevrolet "Blazer and GMC Jimmy", 1969-70 and 1971-72

We have the pleated and scroll vinyl bucket seat covers as well as the matching rear seat. Also includes the vinyl back covering which hides the seat springs.

Note: Inquire about colors when ordering seat kits below.

Part No.	Description	
UPS741BK	1969-70 Bucket seats.....	pair299.95
UPS780	1969-70 Rear seat.....	set269.95
UPS761BK	1971-72 Bucket seats.....	pair299.95
UPS790	1971-72 Rear seat.....	set269.95

• Chevrolet Blazer 1969-72

Part No.	Description	
UPS197	Correct non-metal back of seat. Black.....	pair89.75

UPHOLSTERED SEAT KITS (CONTINUED)

• Seat Foam (Bench Seat)

Professionally and correctly replaces the factory foam on the bottom cushion of 1967-72 deluxe bench seats. This molded foam reproduction is just like the original. Replaces the 30 year old flat and collapsed foam and raises your seat cushion to the original level. **Note:** On the bench seats these only replace deluxe seats that originally came with this thicker foam material. Will not fit the standard bench seat which had a thinner foam overlay.

Part No.	Description	
UPS210	1967-72 Conventional cabs, Blazer, and Suburbans (bench).....	each 260.00

• Bench Seat Kits of Non-Original Design, 1967-72

These high quality pre-sewn kits are made to fit your original bench seat frame. Includes instructions, and sewn seat cover ready for installation. Material is a nicely grained, one color vinyl with or without pleating. Not like the original design.

Note: Special order colors are available, but are non-refundable.

Part No.	Description	
UPS194BK	1967-72 Black, non pleated	kit 130.80
UPS194FN	1967-72 Fawn (gray tan), non pleated.....	kit 130.80
UPS195BK	1967-72 Black, pleated foam backed.....	kit 180.00
UPS195FN	1967-72 Fawn (gray tan), pleated foam backed	kit 180.00
UPS195BL	1967-72 Blue, pleated foam backed	kit 180.00
UPS195GR	1967-72 Green, pleated foam backed	kit 180.00
UPS195GY	1967-72 Gray, pleated foam backed.....	kit 180.00
UPS195TN	1967-72 Tan, pleated foam backed.....	kit 180.00



CLASSIC

UPHOLSTERY



DOOR PANELS

We supply excellent quality door panels for the standard and top of the line series in 1967-72 GM trucks. They are like the real thing and perfect for the show vehicle, as well as, an everyday driver. Unless specified, they are the complete panel, not just a cover.

• Scroll Panels, Deluxe - 1972 Only

The special one year only panel, complete with scroll design as original on the Cheyenne and Sierra interiors. It will also accept the deluxe wood grain insert as used on the most deluxe Chevrolet Cheyenne Super and GMC Sierra Grande.



Part No.	Description		
UPD301	Black	pair	194.95
UPD301BL	Blue	pair	194.95
UPD301GN	Medium Green	pair	194.95
UPD301P	Parchment.....	pair	194.95
UPD301R	Red	pair	194.95
UPD301SD	Saddle.....	pair	194.95

• Chevrolet CST, Cheyenne or GMC Sierra, 1970-71

This panel features authentic scroll detail surrounding a horizontal pattern, all dielectrically sealed in grain vinyl and accented with the proper wood grained upper horizontal trim. Much tooling has been created to make this panel just right for the top of the line Chevrolet and GMC. Show Quality!



Part No.	Description		
UPD257BK	1970-71 Black	pair	204.95
UPD257BR	1970-71 Bright Red.....	pair	204.95
UPD257BB	1970-71 Bright Blue	pair	204.95
UPD257DS	1970-71 Dark Saddle	pair	204.95
UPD257MG	1970-71 Metallic Green.....	pair	204.95
UPD257SN	1970-71 Sandalwood	pair	204.95
UPD257OW	1970-71 Off-White.....	pair	204.95

• Chevrolet CST, Cheyenne or GMC Sierra, 1970-71

NEW! A quality molded one piece reproduction of the 1970-71 door panel above. Looks almost identical to the original, including the horizontal wood band and scroll details. Stands alone or use over your old panel. Includes necessary hardware and grommets.

Part No.	Description		
UPD263BK	1970-71 Black	pair	234.95
UPD263SO	1970-71 Special order other authentic colors	pair	234.95

DOOR PANELS (continued)

• Door Panel Vinyl Cover, 1970-71

This authentic GM panel only lacks the hardboard back. You place the vinyl cover on your panel back. Saves money over the complete units listed above. Includes authentic scroll detail including the correct upper wood grain horizontal trim.



Part No.	Description		
UPD262OW	1970-71 Off White	pair	124.95
UPD262BK	1970-71 Black	pair	124.95
UPD262BL	1970-71 Blue	pair	124.95
UPD262GN	1970-71 Green	pair	124.95
UPD262RD	1970-71 Red	pair	124.95
UPD262SD	1970-71 Sandalwood	pair	124.95

• Chevrolet CST - 1969 Only

These panels are created just for this year. Much like the 1970-71 pattern above but does not use the upper horizontal wood grain band. Features the Chevrolet Bowtie emblem centered in the scroll detailing at top.

Part No.	Description		
UPD256BK	Black	pair	204.95
UPD256BB	Bright Blue	pair	204.95
UPD256DB	Dark Blue	pair	204.95
UPD256RD	Red	pair	204.95
UPD256SD	Saddle	pair	204.95
UPD256AQ	Aqua	pair	204.95
UPD256DA	Dark Aqua	pair	204.95

• Chevrolet CST - 1969 Skins Only

Use your own hardwood back and save.

Part No.	Description		
UPD258BK	Black	pair	127.50
UPD258BL	Bright Blue	pair	127.50
UPD258DB	Dark Blue	pair	127.50
UPD258RD	Red	pair	127.50
UPD258SD	Saddle	pair	127.50
UPD258AQ	Aqua	pair	127.50
UPD258DA	Dark Aqua	pair	127.50

• Chevrolet and GMC- 1969

NEW! A quality molded one piece reproduction of the 1969 door panel . Looks almost identical scroll details. Does not have the GMC letters or Chevrolet bow-tie. Stands alone or use over your old panel. Includes necessary hardware and grommets.

Part No.	Description		
UPD264BK	Black	pair	234.95

UPHOLSTERY




DOOR PANELS (continued)

• Chevrolet CST – 1967-68

Vertically pleated vinyl panels with repeating dielectrically heat sealed vertical double bar stitched seams as original. Show quality

Part No.	Description		
UPD255BK	Black	pair	189.95
UPD255RD	Red	pair	189.95
UPD255BB	Bright Blue	pair	189.95
UPD255AQ	Aqua.....	pair	189.95
UPD255DA	Dark Aqua	pair	189.95
UPD255LN	Light Green	pair	189.95
UPD255MG	Metallic Green.....	pair	189.95
UPD255OW	Off White	pair	189.95
UPD255LS	Light Saddle	pair	189.95



• Chevrolet CST – 1967-68

NEW! A quality molded one piece reproduction of the 1967-68 door panel . Looks almost identical to the original. Stands alone or use over your old panel. Includes necessary hardware and grommets.

Part No.	Description		
UPD265BK	Black	pair	179.95
UPD265SO	Special order other authentic colors	pair	179.95

• Door Panels, Standard, 1967-71

Standard non-covered style, not deluxe. Excellent replacement in non-metal.

Part No.	Description		
UPD149BK	1967-71 Black	pair	85.00
UPD149BL	1967-71 Blue.....	pair	95.00
UPD149GN	1967-71 Medium Green	pair	95.00
UPD149P	1967-71 Parchment	pair	95.00
UPD149R	1967-71 Red	pair	95.00
UPD149SD	1967-71 Saddle.....	pair	95.00



• Door and Window Handle Spacers

Donut shaped. Fits between handles and door panel.

Part No.	Description		
UPD178	1967-71 Black	each	2.65
UPD179	1967-71 Saddle.....	each	2.65
UPD180	1967-71 Blue.....	each	2.65
UPD181	1967-71 Green.....	each	2.65
UPD176	1972 Disc, flat ridged spacer	each	1.95



• Door Panel Fastening Kit

Enough for both door panels.

Part No.	Description		
UPD175	1967-71 Chrome phillips screws	set	4.95
UPD258	1972 Plastic cork screw fasteners for deluxe panels	set	2.95





UPHOLSTERY

DOOR PANELS (continued)

• Chevrolet Blazer and GMC Jimmy

Rear quarter interior panels with horizontal grooves plus scroll trim. Show quality.

Part No.	Description		
UPQ780BK	1969-72 Black	pair	562.50
UPQ781RD	1969-72 Red	pair	562.50
UPQ782LU	1969-72 Blue	pair	562.50
UPQ782GN	1969-72 Green	pair	562.50

DASH PADS AND COVERS

• Dash Pad

An excellent reproduction of the long pad that came on these GM trucks. Includes the threaded studs for mounting plus needed nuts. Made in authentic Chevrolet colors.

Part No.	Description		
UPP154BK	1967-72 Black	each	79.95
UPP154SD	1967-72 Saddle	each	79.95
UPP154RD	1967-72 Red	each	79.95
UPP154GN	1967-72 Green	each	79.95
UPP154LU	1967-72 Blue	each	79.95

• Dash Pad Push On-Cover

The inexpensive way to make your dash look like new in minutes. No need to remove gauge assembly and take off old dash pad. A formed grained ABS plastic shell that wraps over your original cracked or weathered dash pad. Lays in place and looks like the real thing. Available in original colors. Includes proper adhesive. Not recommended if large sections of original pad is missing.

Part No.	Description		
UPP250	1967-72 Black	each	59.95
UPP250R	1967-72 Red	each	79.00
UPP250BL	1967-72 Blue	each	79.00
UPP250GN	1967-72 Medium Green	each	79.00
UPP250SD	1967-72 Saddle	each	79.00
UPP250P	1967-72 Parchment	each	79.00

HEADLINERS

• Headliners – Vinyl Pleated

Excellent reproduction of the GM unit as used in the top of the line deluxe cabs. Attached to cardboard backing as original.

Note: Must be used with four trim strips UPH173.

Part No.	Description		
UPH205BK	1969-72 Black	each	99.95
UPH205DG	1969-72 Dark Green	each	99.95
UPH205ML	1969-72 Medium Blue	each	99.95
UPH205RD	1969-72 Red	each	99.95
UPH205SD	1969-72 Saddle	each	99.95

UPHOLSTERY



• Headliners - Vinyl Pleated Copy

A close copy of the original as used in the most deluxe cabs. Spray glue in place (not included).

Note: Must be used with the four trim strips UPH173.

Part No.	Description		
UPH174BK	1969-72 Black.....	each	44.95
UPH174RD	1969-72 Red.....	each	44.95
UPH174SD	1969-72 Saddle.....	each	44.95
UPH174DG	1969-72 Dark Green.....	each	44.95
UPH174DB	1969-72 Dark Blue.....	each	44.95



• Headliner Chrome Trim Strips

Borders the original vinyl headliners in the more deluxe cabs. Tabs on strips snap in the factory pre-punched small rectangular holes in cab top.

Part No.	Description		
UPH173	1969-72 Set of 4.....	set	99.95

Note: On cabs without rectangular reciving holes, drill very small holes and file to obtain rectangular holes for strips.

CARPETING


We use quality material to perfectly fit your truck. It is an excellent addition to the more deluxe truck. Black is our most popular, however, we can provide a large number of colors to nicely harmonize with your trucks interior. Most colors are special order items and therefore cannot be returned. Thus, we request that you send us a color sample, either cloth or paper, so you receive the shade of carpet you want.

Note: Loop pile carpet was used during 1967-72. The cut pile texture is used in factory, new vehicles today.

• Cab Body Style

3-Speed 2 Wheel Drive and Automatic - Low Hump in Floor Center


Part No.	Description		
UP182B	1967-72 Black, loop pile.....	each	159.50
UPC182	1967-72 Specify color, loop pile.....	each	149.95
UPC183	1967-72 Black, cut pile.....	each	149.95
UPC188	1967-72 Specify color, cut pile.....	each	159.50



• Cab Body Style (continued)

4-Speed 2 Wheel Drive and 4x4 - High Hump in Floor Center

Part No.	Description		
UPC185B	1967-72 Black, loop pile.....	each	149.95
UPC185	1967-72 Specify color, loop pile.....	each	149.95
UPC184	1967-72 Black, cut pile.....	each	149.95
UPC191	1967-72 Specify color, cut pile.....	each	159.50



Note: For rubber floor mats, see FLOOR PARTS section.

• Suburban Body Style

Complete with front and middle seat passenger area, plus rear deck and wheelwells.

Part No.	Description		
UPC193	1967-72 Loop pile.....	set	355.00
UPC194	1967-72 Cut pile.....	set	355.00



UPHOLSTERY

• Blazer and Jimmy Body Style

Complete with front and rear passenger areas plus wheelwells.

Part No.	Description		
UPC195	1969-72 Loop pile	set	274.95
UPC196	1969-72 Cut pile.....	set	274.95

GAS TANK COVERS

• Gas Tank Cover

A die stamped and creased cardboard covering like original. Used behind bench seat.

Part No.	Description		
UPG167	1967-72	each	25.95

• Gas Tank Drop Carpet

With factory bucket seats, GM provided a special carpet to cover the gas tank, etc. Also looks good behind regular bench seat. Ours are made from GM patterns.

NOTE: Inquire on other colors. Colors are special order to match carpet!

Part No.	Description		
UPG702	1967-72 pile	each	55.00
UPG703	1967-72 loop	each	55.00

SUNVISORS

• Sunvisor Pads Only

These sunvisor pads are show quality, made just like GM's. Includes evenly stitched bindings plus metal pins and tips. Assembled and ready to install. Inquire about used visor assemblies or brackets in stock. Left or right.


Part No.	Description		
UPV152	1967-68 Black, slightly finer grain than 1969-72.....	each	29.95
UPV153	1969-72 Black	each	29.95
UPV153BL	1969-72 Blue.....	each	44.95
UPV153GN	1969-72 Medium Green	each	44.95
UPV153P	1969-72 Parchment	each	44.95
UPV153R	1969-72 Red	each	44.95
UPV153SD	1969-72 Saddle.....	each	44.95

ARM RESTS

• Arm Rests

Beautiful quality reproductions. Inquire about used arm rests in stock.

Part No.	Description		
UPA168	1964-67 Black	each	29.75
UPA168RD	1964-67 Red	each	29.75
UPA168G	1964-67 Medium Gray	each	29.75
UPA169	1968-71 Black	each	22.75
UPA169R	1968-71 Red	each	22.75
UPA169BL	1968-71 Blue.....	each	22.75
UPA169GR	1968-71 Medium Green	each	22.75
UPA169P	1968-71 Parchment	each	22.75
UPA169SD	1968-71 Saddle.....	each	22.75
UPA176	1972 Black	pair	41.95
UPA176R	1972 Red	pair	41.95
UPA176BL	1972 Bright Blue	pair	41.95
UPA176GN	1972 Medium Green	pair	41.95
UPA176P	1972 Parchment.....	pair	41.95
UPA176SD	1972 Saddle.....	pair	41.95



UPHOLSTERY




MISCELLANEOUS UPHOLSTERY

• Kick Panels

These carpeted panels are a nice extra. Covers the original metal in-cab panel and looks like they should have been put there by GM. Matches the adjacent floor carpeting.

Note: Inquire on other colors.

Part No.	Description		
UPK201	1967-72 Chevrolet and GMC, black loop pile	pair	44.95
UPK202	1967-72 Chevrolet and GMC, black cut pile	pair	44.95



UPHOLSTERY

• Seat Belts

Part No. Description

UPS142	Black	each	21.95
UPS143	Dark Blue	each	21.95
UPS145	Gray	each	21.95
UPS147	Green	each	21.95
UPS144	Tan	each	21.95
UPS146	Maroon	each	21.95

• Seat Belt Retractors

Prevents belt from accidentally hanging out of door when it is not buckled. Places belt in a small roll beside seat when not in use.

Part No. Description

UPS149	As per original GM style	each	37.95
UPS148	Not exactly like original	each	13.75

• Seat Belt Buckle Cover

A simple solution to worn out, scratched, or broken originals. Exactly like the original non-metal cover with blue GM logo. Includes button and spring.

Part No. Description

MS605	1968-72 Black only	each	21.95
-------	--------------------------	------	-------



USED PARTS



We are one of the leaders in sales of used truck parts for 1934-72.

Chances are good we will find your needs in our large inventory.

Inquire about items not listed here.

Note: The following items is just a few of the many we often stock. They are in good restorable condition.

Call us for availability and condition.

• Brake Drums - Front or Rear

1/2 ton, turned, (fronts do not always include hubs.)

Description

1951-70

• Bumpers - Front

Description

Specify year, limited quantities

• Bumper Braces - Front

Description

1967-72

• Door Hinges

Excellent used condition.

Description

1967-72 Upper left or right

1967-72 Lower left or right

• Door Latches

Description

1967-72 Left or right

• Doors, Without Hardware

Though difficult to find, we try to obtain original doors with minimum rust.

Description

1967-72 less with some damage

• Fender - Front

Description

1967-72 Specify year. No rustout. Chevy or

GMC,

left or right

• Glovebox Door

Description

1967-72 Chevy or GMC

• Glovebox Lock Assembly

Nice appearance.

Description

1954-72 With key

1954-72 Smooth button, no key position

• Headlight Switch Assembly

Description

1964-72

• Rear Window Stainless Trim

Description

1967-72 Large window

• Seat Springs

Description

Back rest or bottom cushion

• Side Marker Light

Description

1968-72 Front or rear

• Spindle

Description

1963-70 1/2 ton, for front axle

• Sunvisor Pad Only

These sunvisor pads are GM originals. Inquire about available colors on used visor assemblies in stock. Left or right.

Description

1967-72 Inquire on colors

• Sunvisor Brackets

Description

1967-72 Right or left

• Trailing Arms

Description

1960-72 Approx. 5' long from rear axle forward, no rustout

• Wheels - 15"

Description

1961-70 1/2 ton, six bolt holes with correct raised three bumps to hold hub cap.

• Wheelwell Housing in Bed

Description

1967-72 Fleetside, left or right

• Window Crank or Inside Door Handles

Description

1967-72

• Wing Vent Assembly

Description

1967-72 No rust out, specify left or right

• Wiper Motor

Electric, 12 volt.

Part No.

1969-72

• Overload Springs with Axle Bracket

Factory originals. Needed if you heavily load your rear coil spring truck.

Description

1960-72



WINDOW ITEMS



SIDE WINDOW ITEMS



• Window Channel

Premium quality. Proper cloth coated over flexible rubber. Stop the rattling or breaking of your roll up door glass. Will give years of service.

Part No.	Description	
WI182	1967-72 Black	pair 22.95



• Vertical Division Bar

Glass run. Complete bar with felt liner and stainless steel exterior.

Part No.	Description	
WI183	1967-72 Black	each 28.95



• Vertical Division Bar Channel Replacement

Replaces felt liner in WI183 above. An easy glue-in. Saves disassembly of wing vent assembly.

Part No.	Description	
WIG120	1955-72 Black	pair 15.95



• Front Ventilator Weather Strips

"Wing Vent Rubber". As original, with vertical division bar rubber. Metal tabs inserted in vertical rubber. Set includes 4 pieces. Surrounds vent window for like-new seal. Material specially treated to resist deterioration from sun's rays. The best available.

Part No.	Description	
WI184	1967-72	pair 34.75

• Wing Vent Assembly-Stainless Steel

Part No.	Description	
WI680L	1968-72 Left, includes non-tinted glass	each 229.95
WI680R	1968-72 Right, includes non-tinted glass	each 229.95

• Wing Vent Glass

Part No.	Description	
WI185	1967 Non-tinted	each 19.50
WI229L	1968-72 Non-tinted, with hole for vent handle	each 19.50
WI229R	1968-72 Non-tinted, with hole for vent handle	each 19.50

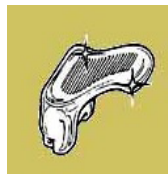
• Glass Setting Tape

Part No.	Description	
WI101	For securing roll-up and wing vent glass	foot 1.35

• Vent Window Handles

Chrome die-cast as original. Includes split pin.

Part No.	Description	
WI113L	1960-67 Left	each 10.75
WI113R	1960-67 Right	each 10.75
WI186L	1968-72 Left	each 10.75
WI186R	1968-72 Right	each 10.75



WINDOW ITEMS

SIDE WINDOW ITEMS (continued)

• Vent Window Stud Repair Kit

Includes stainless capped stud, plus both washers and securing nuts as original. For one vent glass.

Part No.	Description	
WI240	1968-72.....kit	17.95

• Window, Inner Horizontal Seals

Includes attached clips for easily securing to inner side window frames. Side window slides between these seals. Show quality.

Part No.	Description	
WI187	1967-72 Set of 4set	29.25

• Window, Inside Handle

Part No.	Description	
WI188	1967-72 Chrome with black knob and retaining horseshoe wire clipeach	5.25

• Window Regulator Assembly

Part No.	Description	
WIR216	1967-71 Left, quality reproductioneach	48.75
WIR217	1967-71 Right, quality reproductioneach	48.75
WIR218	1972 Left, quality reproduction.....each	50.25
WIR219	1972 Right, quality reproductioneach	50.25

Note: The 1972 regulators have longer handle attaching stud.

• Window Regulator Repair Kit


Replace worn parts to give a smoother operation. Rivits included.

Part No.	Description	
WI228	1967-71 Left or right.....kit	26.95

• Window Regulator Roller Repair Kit

Kit includes plastic roller and rivit. Repairs roller on end of arm.

Part No.	Description	
WIR201	1967-72 Left or right.....each	2.95



WINDOW ITEMS



TL



WINDSHIELD ITEMS

For windshield or window trim, see TRIM section.

• Windshield

Part No. Description

WI178	1967-72 Tinted	each	239.90
-------	----------------------	------	--------

NOTE: Windshields have a \$30.00 container and handling charge.

• Windshield Gaskets

New black rubber as original.

Note: Our deluxe gaskets have the proper center cut (two different depths depending on year) to hold your optional stainless trim which surrounds glass.

Part No. Description

WI174	1967-72 Standard	each	34.95
WI175	1967-70 Deluxe (deep cut)	each	34.95
WI176	1971-72 Deluxe (shallow cut)	each	34.95

NOTE: For optional windshield stainless, see TRIM SECTION.

• Windshield Trim Molding - Stainless, Front

On the more deluxe trucks. 6 pieces with clips.

Part No. Description

TRT600	1967-70 Pickup and Suburban, and 1969-70 Blazer	set	65.00
TRT601	1971-72 Pickup, Suburban, and Blazer	set	65.00

Note: For proper windshield seal, see WINDOW section.

REAR WINDOW ITEMS

• Window Trim Molding - Stainless, Rear

On the more deluxe trucks. 3 pieces with clips.

Part No. Description

TRT602	1967-72 For large rear window cabs	set	70.00
--------	--	-----	-------

• Window, Rear Glass Rubber Kits

Uses correct one piece molded rubber.

Part No. Description

WI179	1967 Small window. Standard	each	35.00
WI180	1967-72 Large window. Standard	each	39.55
WI181	1967-72 Large window. Deluxe	each	39.55

Note: Part number WI181 has a cut in its rubber surface to hold your stainless trim.

NOTE: Blazer and Suburban Window Items. See "CAB PARTS" Section.

New Chevy Highlander Special pickup. Priced \$260⁵⁰ less.*

CHEVROLET MOTOR DIVISION
GENERAL MOTORS CORP.
P. O. BOX 1026
DETROIT, MICHIGAN 48231

Bulk Rate
U.S. Postage
PAID
Chevrolet Motor Division
General Motors Corp.


MR. JOHN DOE
100 W. MAIN ST
ANYTOWN, USA 12345



*Compared with the total price of the Highlander options purchased separately, based on manufacturer's suggested retail prices in all cases.

This copy of the front cover of a 72 four page, full color mailer. It was sent by bulk mail to potential retail customers. This is the only Chevrolet brochure specifically featuring the Highlander.

WIPER ITEMS



• Electric Wiper Motor, Rebuilt

Just like your original. Easy bolt-on application.

Part No.	Description		
WW146	1963-72 2-speed electric 3 terminal.....	each	133.50
WW245	1969-72 3-speed electric 4 terminal.....	each	133.50
WW300	Core charge for WW146 and WW245	core	20.00



• Wiper Motor Gasket

Between wiper motor and body.

Part No.	Description		
WW405	1963-72.....	each	4.95

• Windshield Washer Pump

Beside wiper motor.

Part No.	Description		
WW260	1964-72.....	each	41.75

• Windshield Wiper Transmission Linkage

Part No.	Description		
WW267	1967-72.....	Set	99.00

• Windshield Washer Pump Rebuild Kit

Part No.	Description		
WW219	1964-72.....	kit	12.50

• Wiper Arms

As original. Stainless steel.

Part No.	Description		
WW140	1967-72 Left or right.....	each	19.85

• Wiper Blade Assembly

Part No.	Description		
WW139	1967-72 Approximately 15"	each	12.50

• Wiper Motor Switch

Part No.	Description		
WW142	1968-72 Will also fit 1967.....	each	35.50

• Wiper Washer Jar and Cap

Part No.	Description		
WW143	1964-72 Plastic, from GM tooling.....	each	14.95

• Wiper Washer Jar Mounting Bracket

Attaches to radiator support core as original.

Part No.	Description		
WW144	1969-72.....	each	10.50



NOTES



(OVER)

